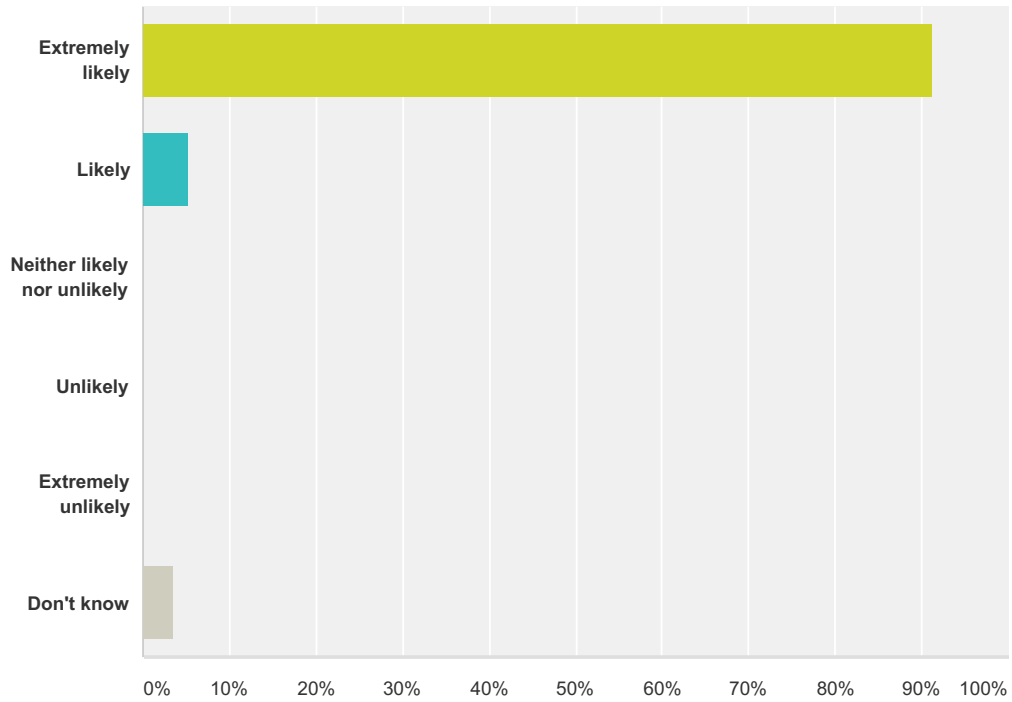


Q1 How likely are you to recommend our GP practice to friends and family if the needed similar care or treatment?

Answered: 57 Skipped: 0



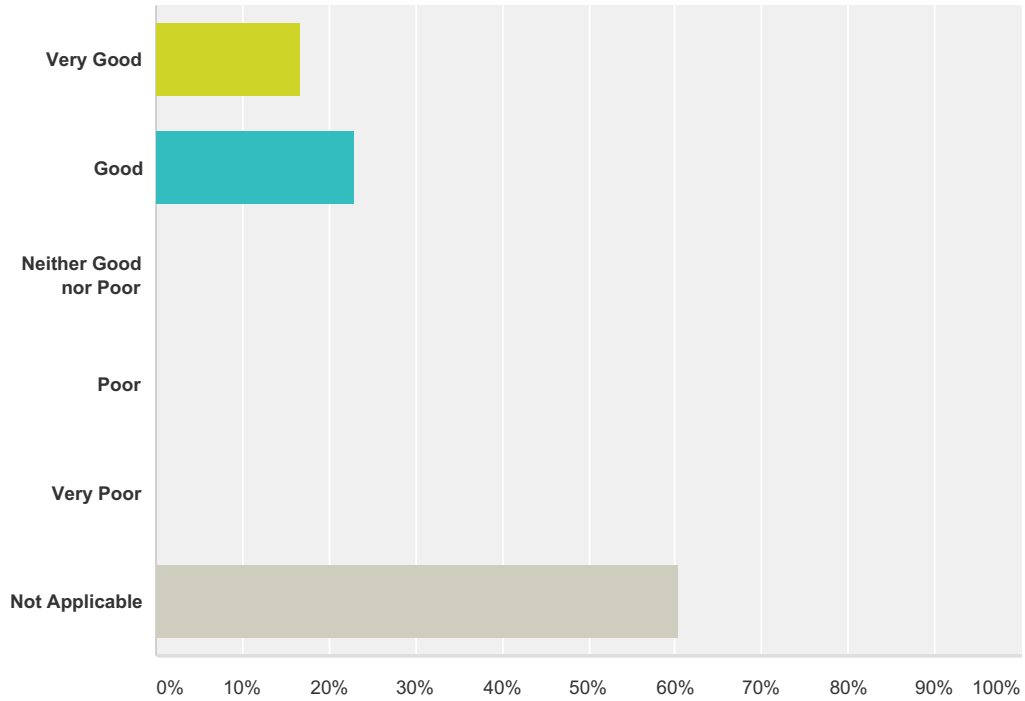
Answer Choices	Responses
Extremely likely	91.23% 52
Likely	5.26% 3
Neither likely nor unlikely	0.00% 0
Unlikely	0.00% 0
Extremely unlikely	0.00% 0
Don't know	3.51% 2
Total	57

Q2 If we could change one thing about your care or treatment to improve your experience what would it be?

Answered: 32 Skipped: 25

Q3 If you have contacted the out of hours service within the last 12 months when the practice was closed, how would you rate your experience?

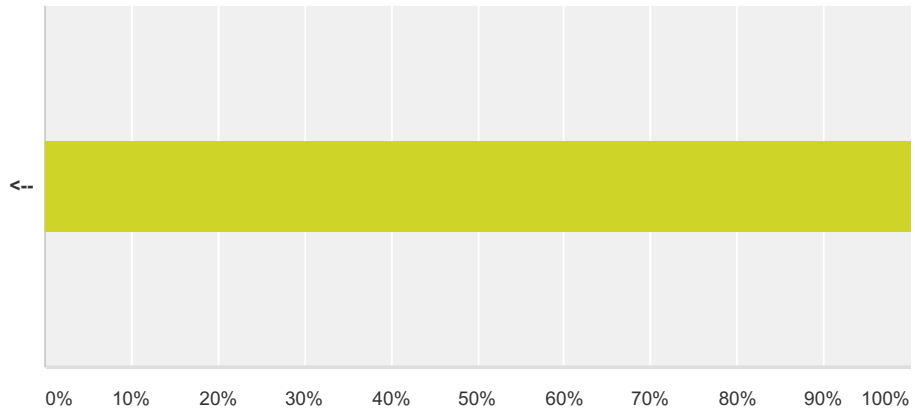
Answered: 48 Skipped: 9



Answer Choices	Responses	Count
Very Good	16.67%	8
Good	22.92%	11
Neither Good nor Poor	0.00%	0
Poor	0.00%	0
Very Poor	0.00%	0
Not Applicable	60.42%	29
Total		48

Q4 Please tick this box if you do NOT wish your comments to be made public

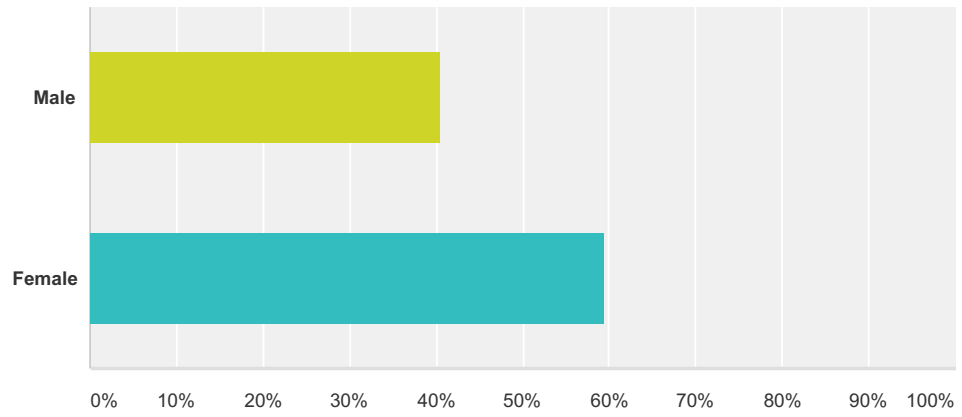
Answered: 9 Skipped: 48



Answer Choices	Responses
<--	100.00% 9
Total	9

Q5 Are you?

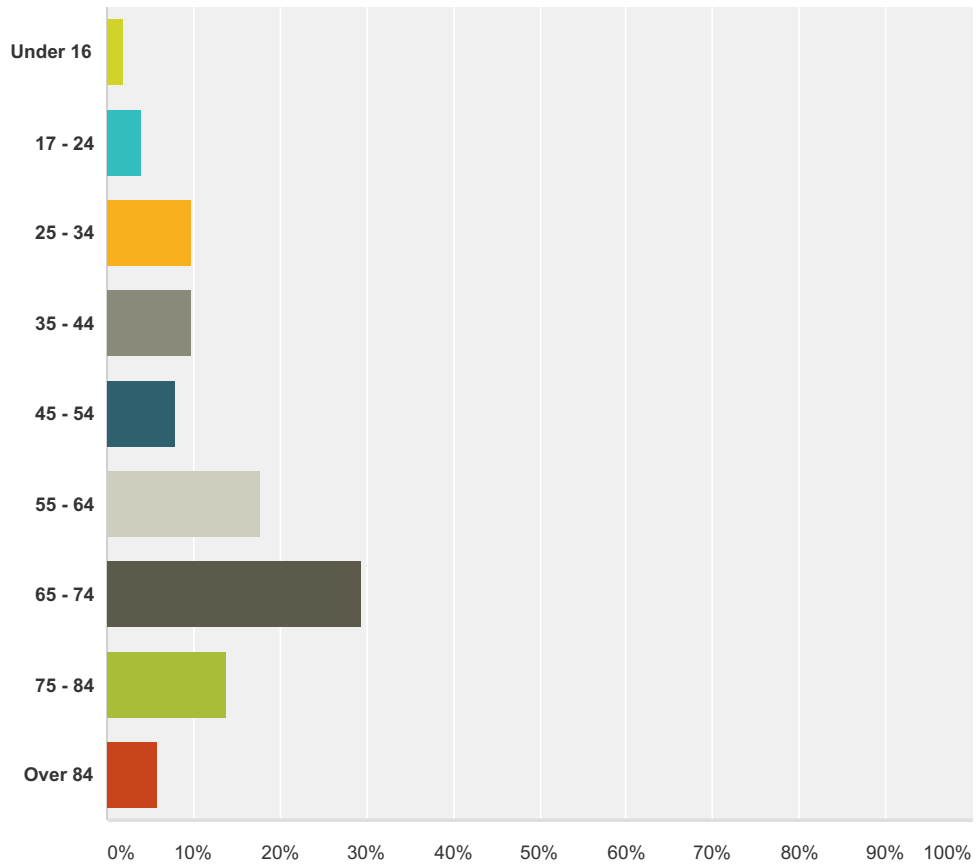
Answered: 42 Skipped: 15



Answer Choices	Responses	
Male	40.48%	17
Female	59.52%	25
Total		42

Q6 Age

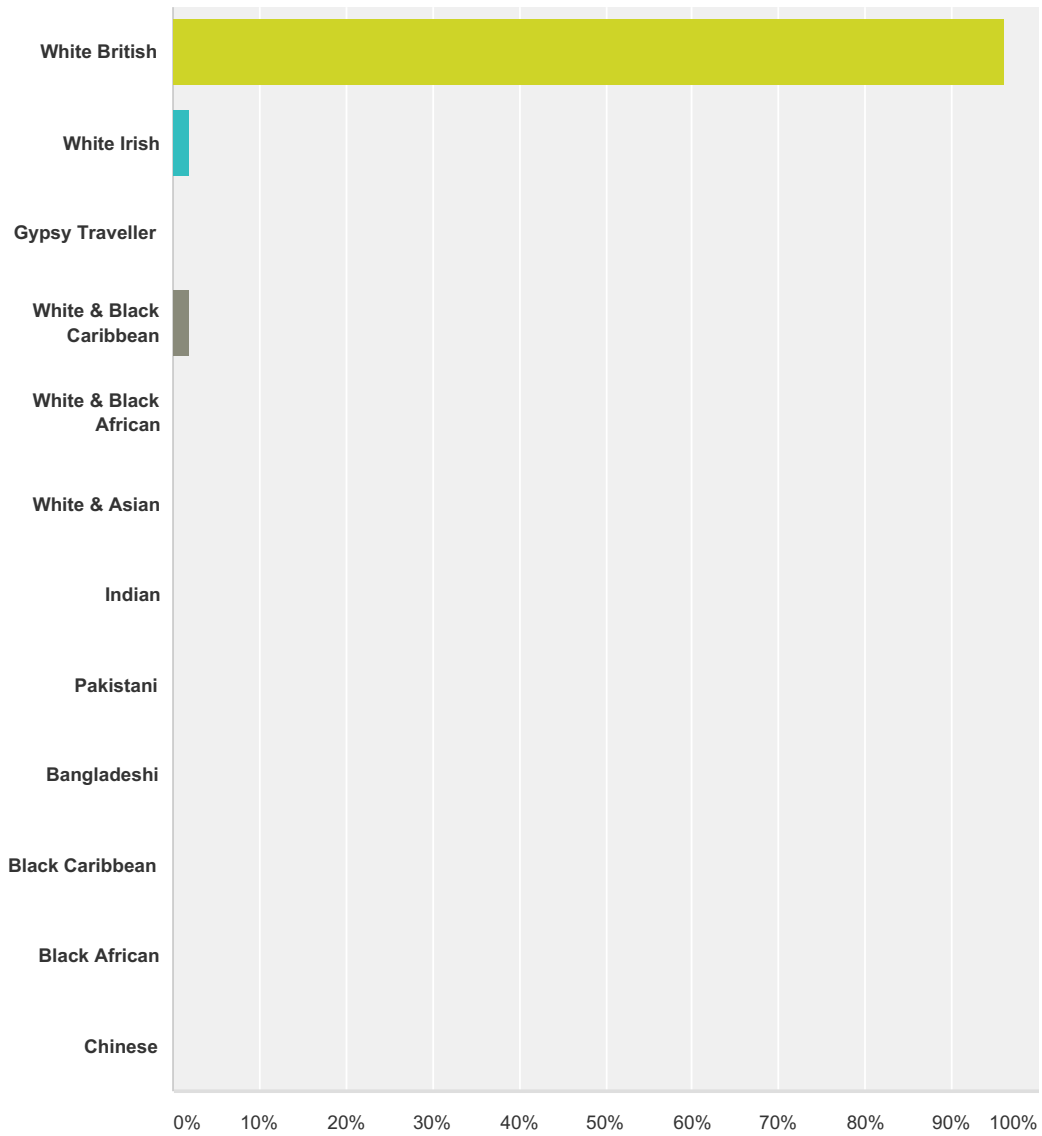
Answered: 51 Skipped: 6



Answer Choices	Responses
Under 16	1.96% 1
17 - 24	3.92% 2
25 - 34	9.80% 5
35 - 44	9.80% 5
45 - 54	7.84% 4
55 - 64	17.65% 9
65 - 74	29.41% 15
75 - 84	13.73% 7
Over 84	5.88% 3
Total	51

Q7 Ethnicity

Answered: 51 Skipped: 6



Answer Choices	Responses	Count
White British	96.08%	49
White Irish	1.96%	1
Gypsy Traveller	0.00%	0
White & Black Caribbean	1.96%	1
White & Black African	0.00%	0
White & Asian	0.00%	0
Indian	0.00%	0
Pakistani	0.00%	0
Bangladeshi	0.00%	0
Black Caribbean	0.00%	0

Black African	0.00%	0
Chinese	0.00%	0
Total		51