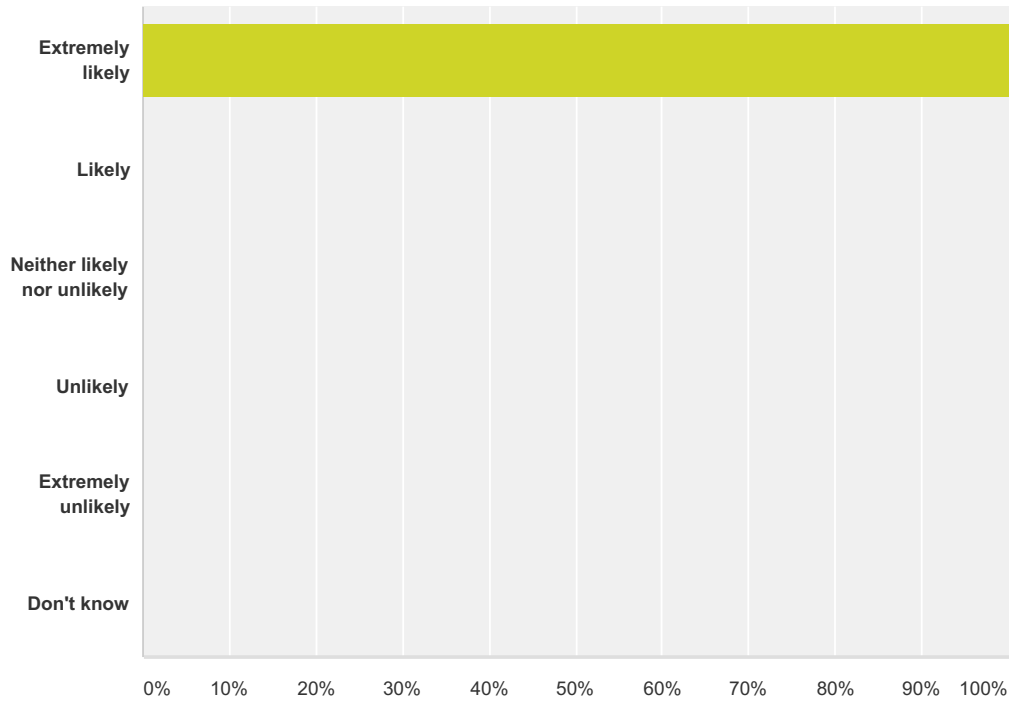


Q1 How likely are you to recommend our GP practice to friends and family if the needed similar care or treatment?

Answered: 4 Skipped: 0



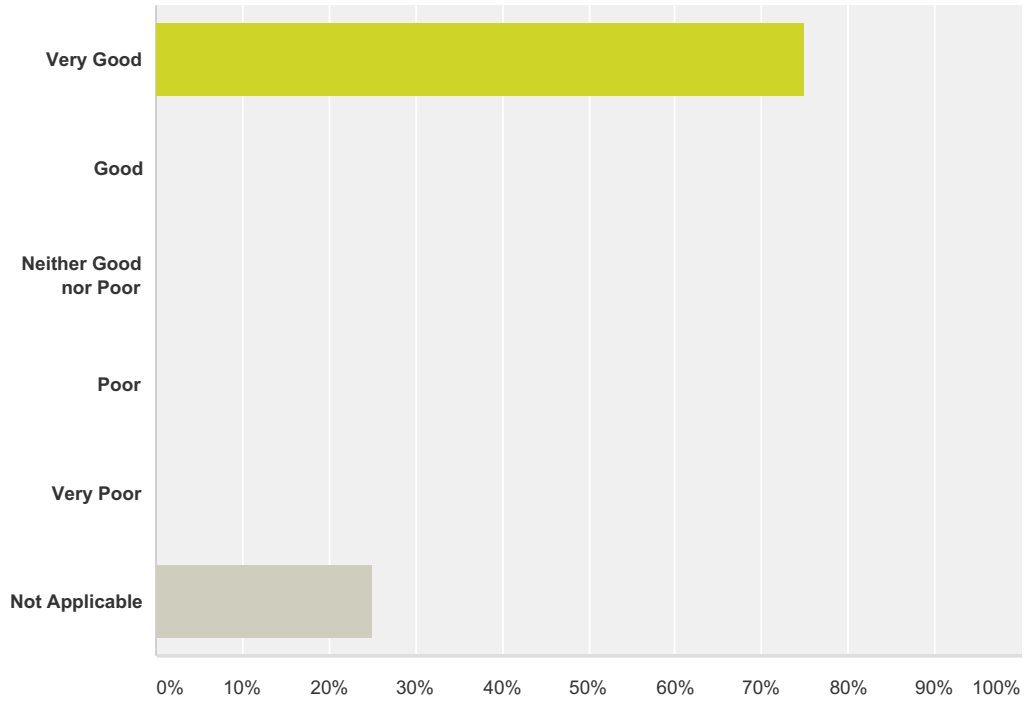
Answer Choices	Responses
Extremely likely	100.00% 4
Likely	0.00% 0
Neither likely nor unlikely	0.00% 0
Unlikely	0.00% 0
Extremely unlikely	0.00% 0
Don't know	0.00% 0
Total	4

Q2 If we could change one thing about your care or treatment to improve your experience what would it be?

Answered: 3 Skipped: 1

Q3 If you have contacted the out of hours service within the last 12 months when the practice was closed, how would you rate your experience?

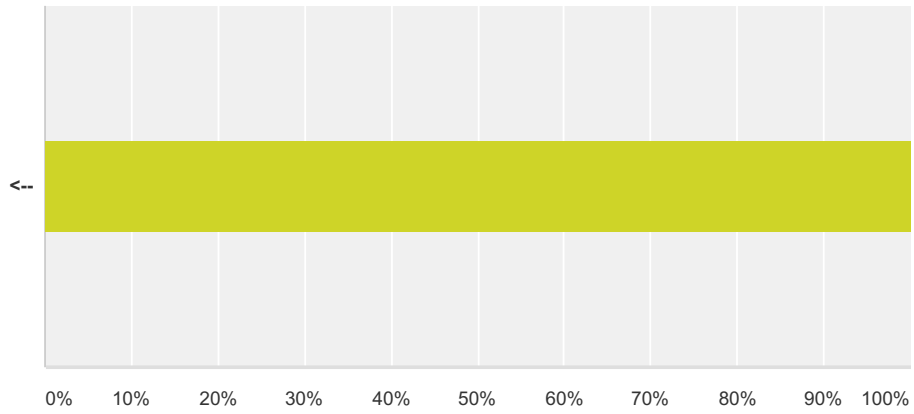
Answered: 4 Skipped: 0



Answer Choices	Responses
Very Good	75.00% 3
Good	0.00% 0
Neither Good nor Poor	0.00% 0
Poor	0.00% 0
Very Poor	0.00% 0
Not Applicable	25.00% 1
Total	4

Q4 Please tick this box if you do NOT wish your comments to be made public

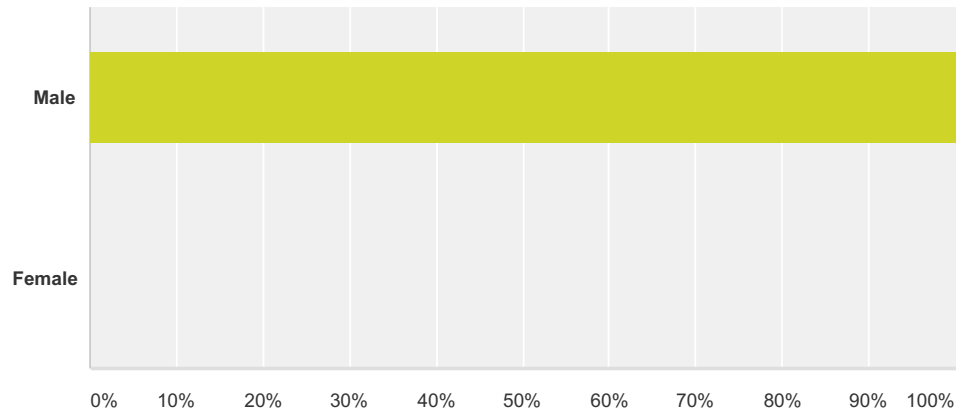
Answered: 1 Skipped: 3



Answer Choices	Responses
<--	100.00% 1
Total	1

Q5 Are you?

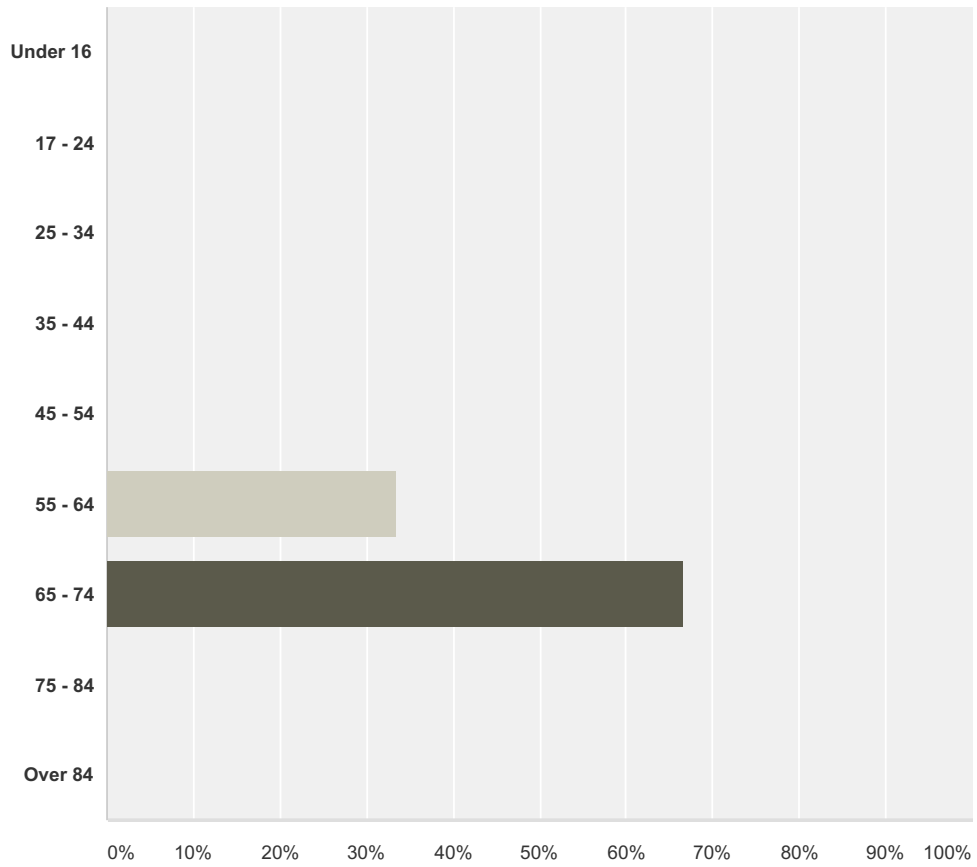
Answered: 2 Skipped: 2



Answer Choices	Responses	Count
Male	100.00%	2
Female	0.00%	0
Total		2

Q6 Age

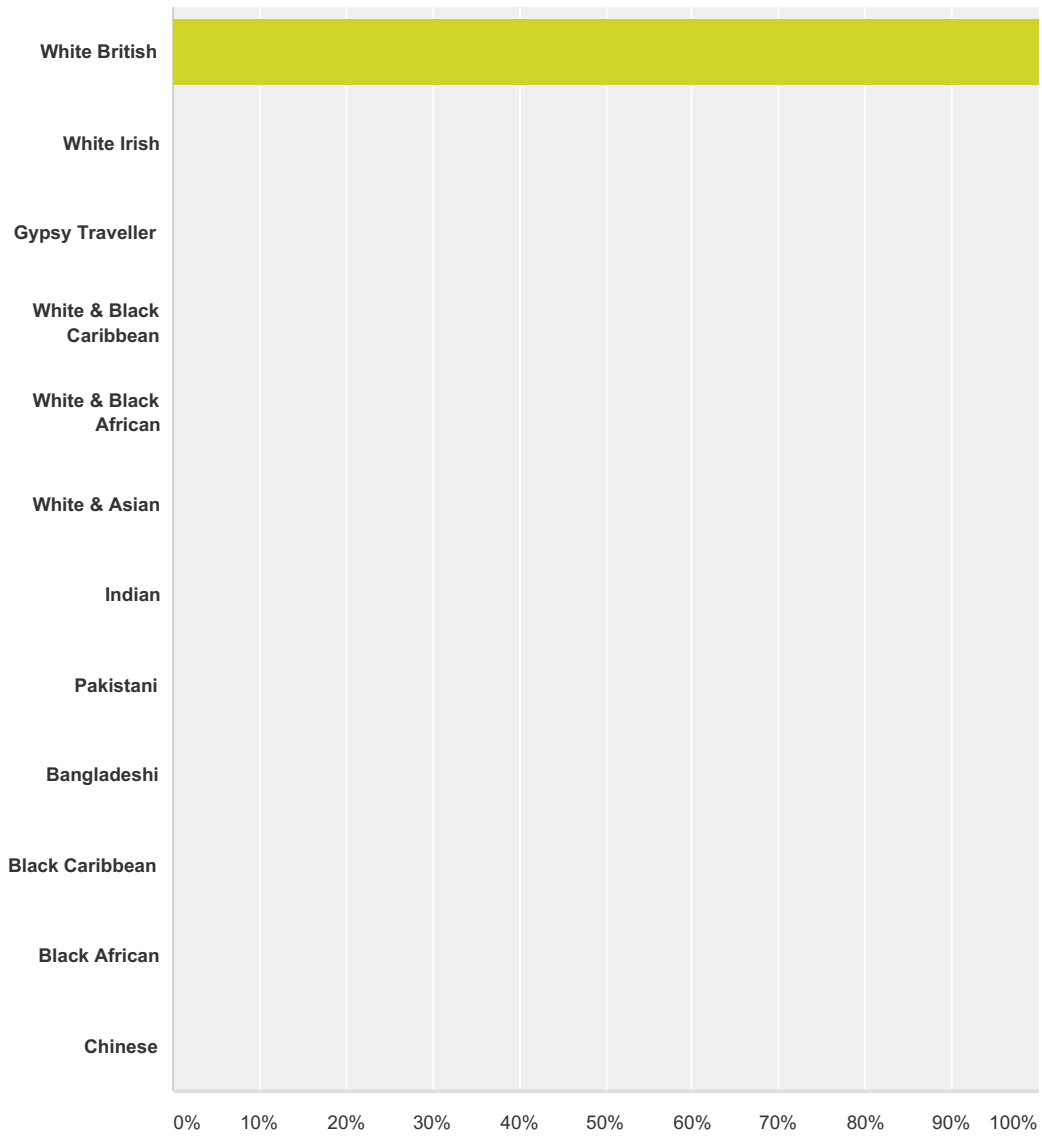
Answered: 3 Skipped: 1



Answer Choices	Responses
Under 16	0.00% 0
17 - 24	0.00% 0
25 - 34	0.00% 0
35 - 44	0.00% 0
45 - 54	0.00% 0
55 - 64	33.33% 1
65 - 74	66.67% 2
75 - 84	0.00% 0
Over 84	0.00% 0
Total	3

Q7 Ethnicity

Answered: 4 Skipped: 0



Answer Choices	Responses
White British	100.00% 4
White Irish	0.00% 0
Gypsy Traveller	0.00% 0
White & Black Caribbean	0.00% 0
White & Black African	0.00% 0
White & Asian	0.00% 0
Indian	0.00% 0
Pakistani	0.00% 0
Bangladeshi	0.00% 0
Black Caribbean	0.00% 0

Black African	0.00%	0
Chinese	0.00%	0
Total		4