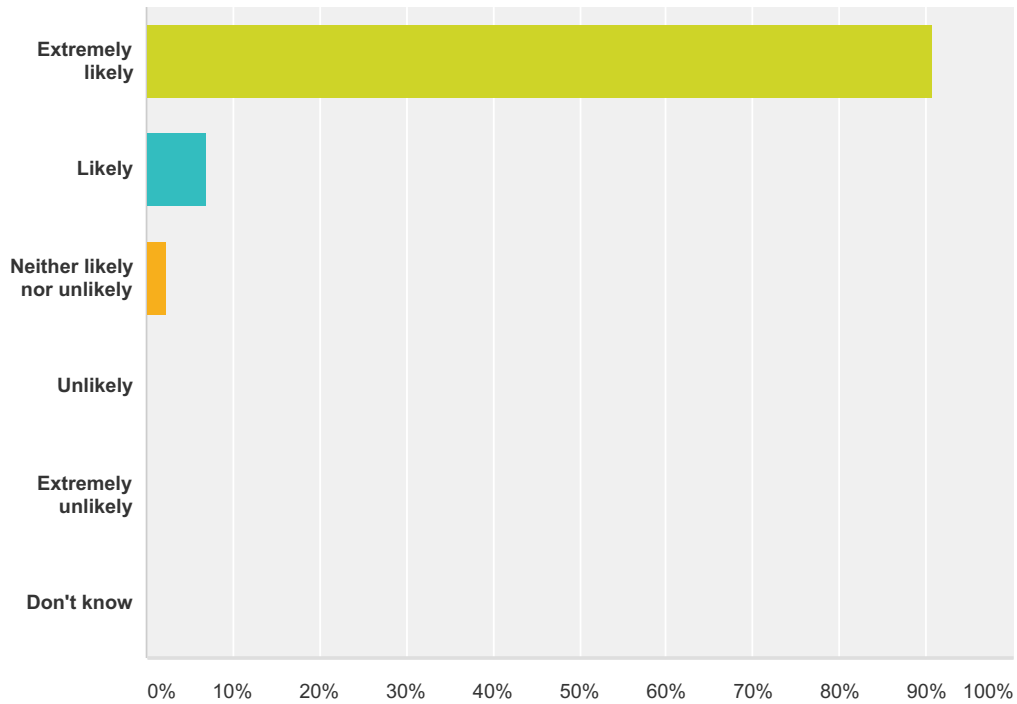


Q1 How likely are you to recommend our GP practice to friends and family if the needed similar care or treatment?

Answered: 44 Skipped: 0



Answer Choices	Responses
Extremely likely	90.91% 40
Likely	6.82% 3
Neither likely nor unlikely	2.27% 1
Unlikely	0.00% 0
Extremely unlikely	0.00% 0
Don't know	0.00% 0
Total	44

Due to the nature of our survey system we are unable to show individual comments this month, the majority of comments were good, but there were some comments regarding:

Telephone system - The surgery is currently liaising with our telephone service provider to offer our patients a better service.

Appointments - We have received some comments regarding the appointments, we are always looking at ways to improve our appointment system and this is currently ongoing.

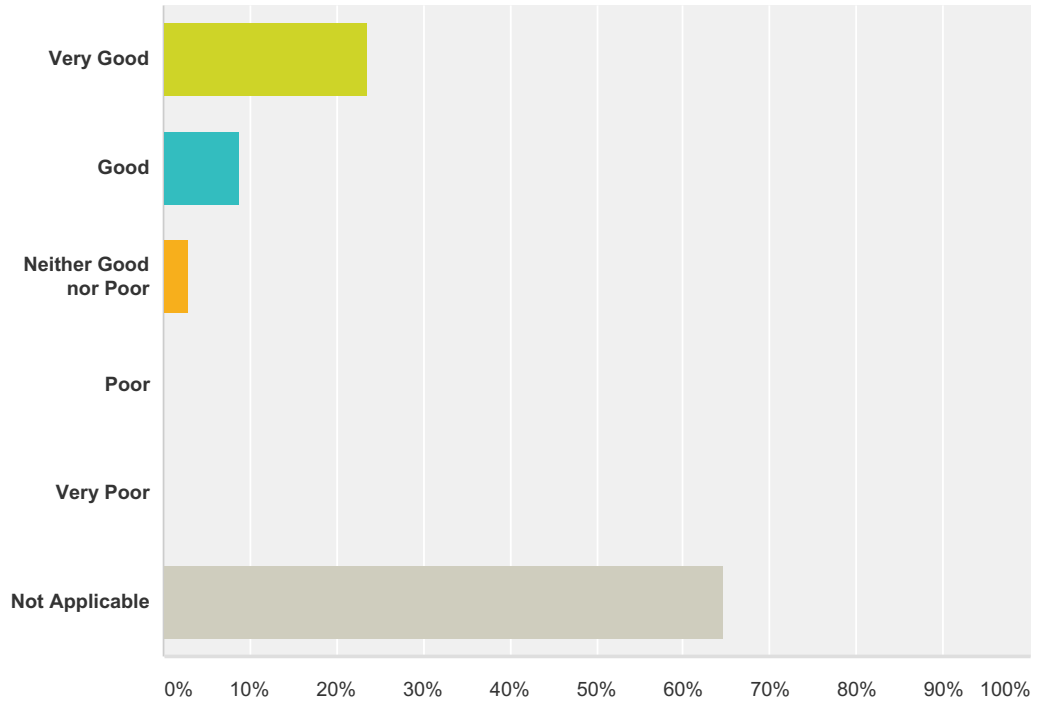
Extended Hours - We do offer appointments earlier than 8am and later than 6pm but these are limited and are for patients that work and are unable to get to the surgery during the day. Please ask reception for details.

Q2 If we could change one thing about your care or treatment to improve your experience what would it be?

Answered: 23 Skipped: 21

Q3 If you have contacted the out of hours service within the last 12 months when the practice was closed, how would you rate your experience?

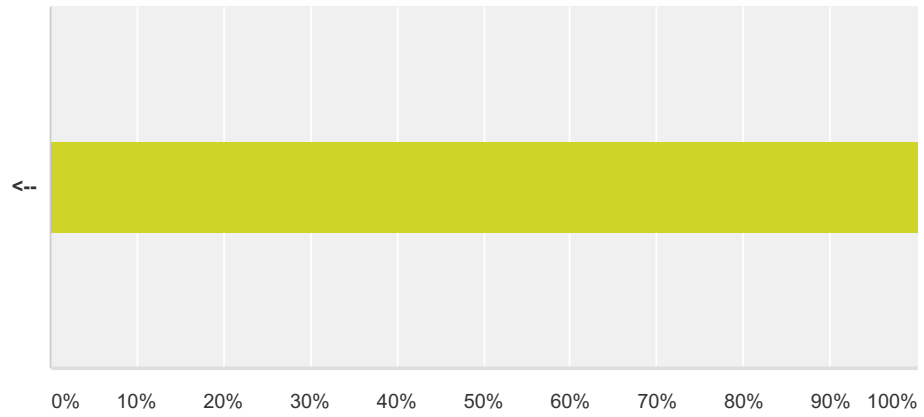
Answered: 34 Skipped: 10



Answer Choices	Responses
Very Good	23.53% 8
Good	8.82% 3
Neither Good nor Poor	2.94% 1
Poor	0.00% 0
Very Poor	0.00% 0
Not Applicable	64.71% 22
Total	34

Q4 Please tick this box if you do NOT wish your comments to be made public

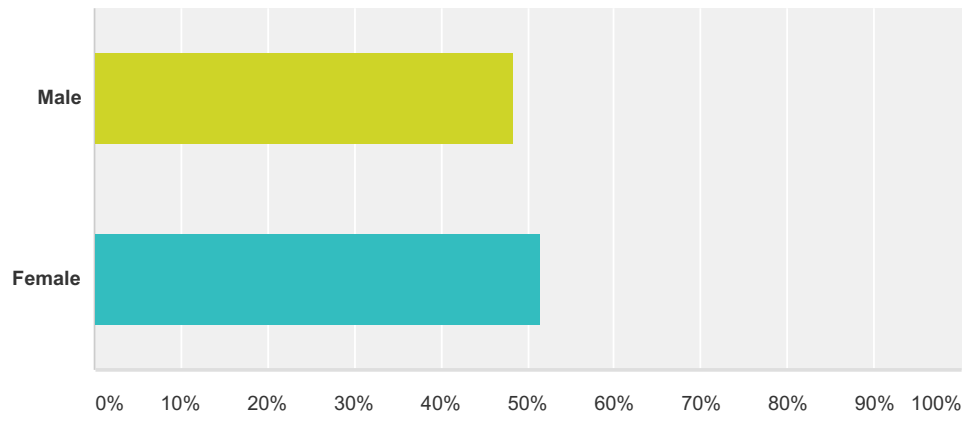
Answered: 4 Skipped: 40



Answer Choices	Responses
<--	100.00% 4
Total	4

Q5 Are you?

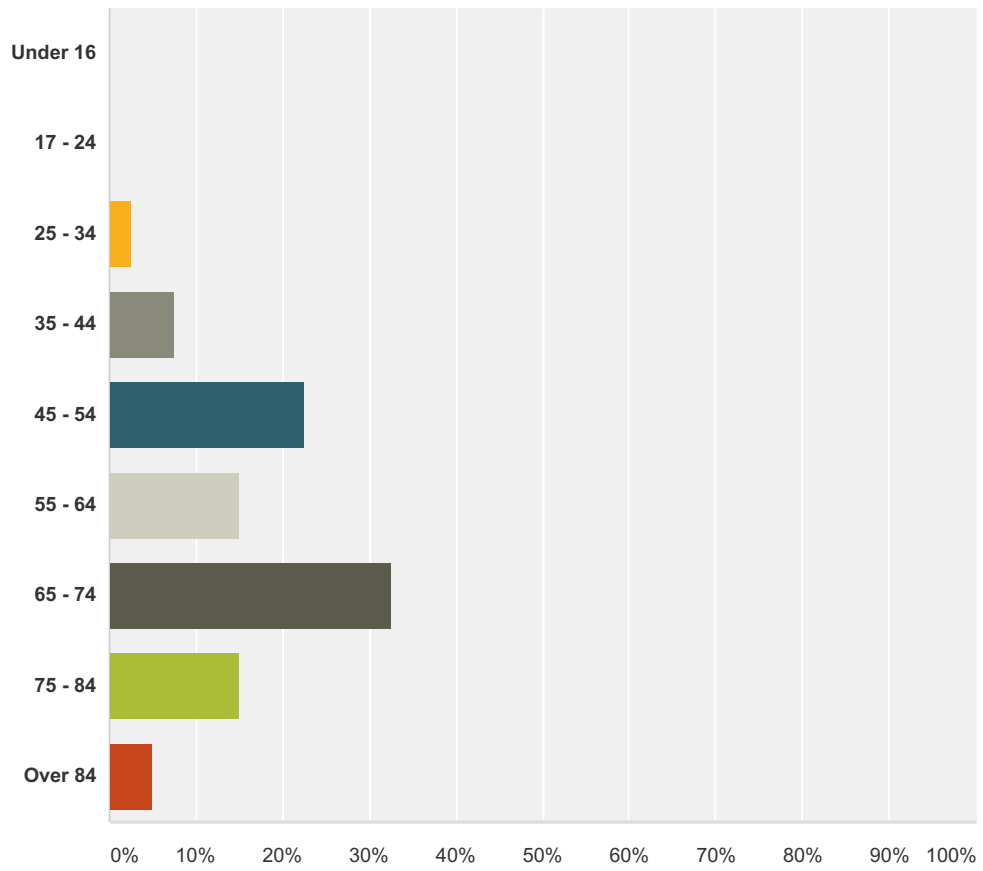
Answered: 33 Skipped: 11



Answer Choices	Responses
Male	48.48% 16
Female	51.52% 17
Total	33

Q6 Age

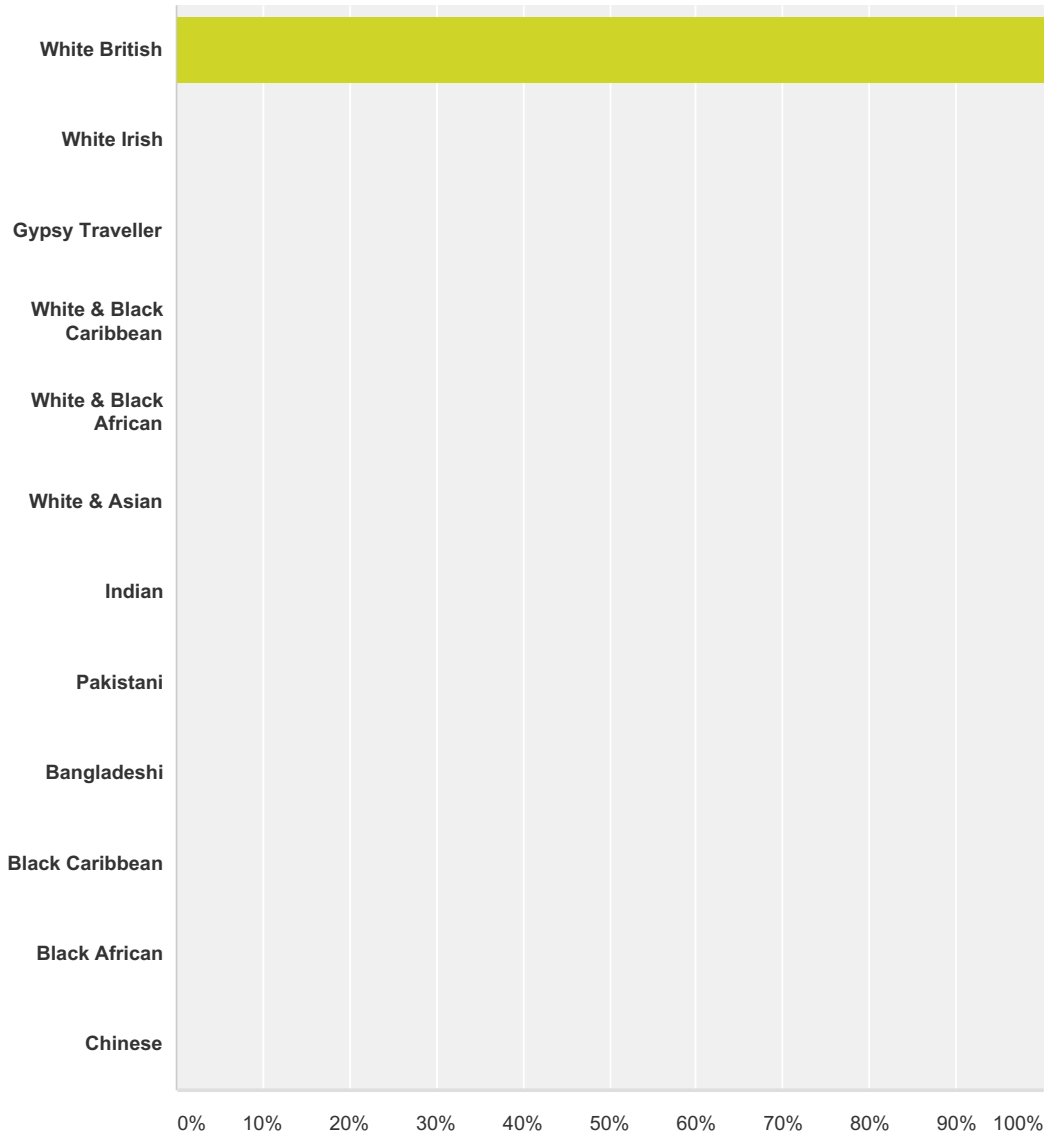
Answered: 40 Skipped: 4



Answer Choices	Responses
Under 16	0.00% 0
17 - 24	0.00% 0
25 - 34	2.50% 1
35 - 44	7.50% 3
45 - 54	22.50% 9
55 - 64	15.00% 6
65 - 74	32.50% 13
75 - 84	15.00% 6
Over 84	5.00% 2
Total	40

Q7 Ethnicity

Answered: 38 Skipped: 6



Answer Choices	Responses
White British	100.00% 38
White Irish	0.00% 0
Gypsy Traveller	0.00% 0
White & Black Caribbean	0.00% 0
White & Black African	0.00% 0
White & Asian	0.00% 0
Indian	0.00% 0
Pakistani	0.00% 0
Bangladeshi	0.00% 0
Black Caribbean	0.00% 0

Black African	0.00%	0
Chinese	0.00%	0
Total		38