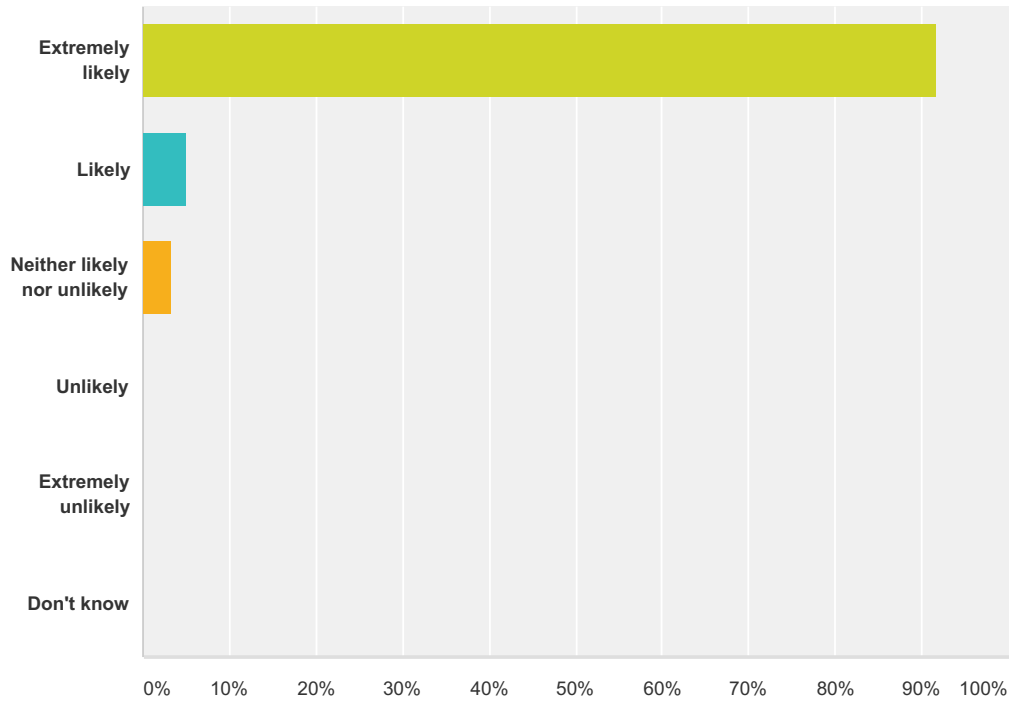


Q1 How likely are you to recommend our GP practice to friends and family if the needed similar care or treatment?

Answered: 60 Skipped: 2



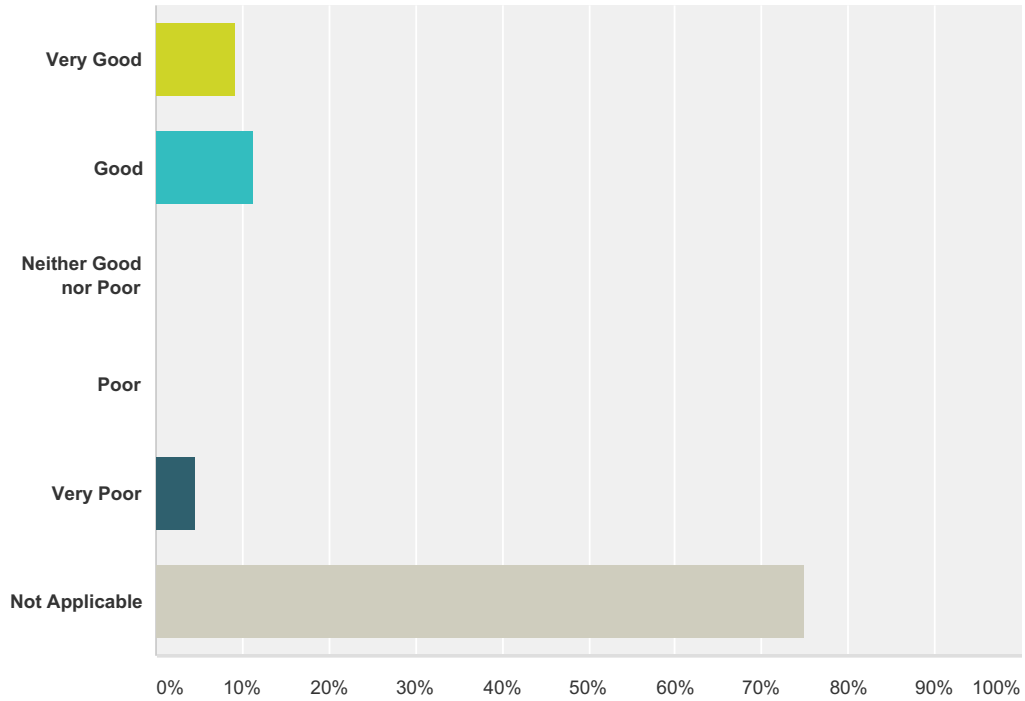
Answer Choices	Responses	
Extremely likely	91.67%	55
Likely	5.00%	3
Neither likely nor unlikely	3.33%	2
Unlikely	0.00%	0
Extremely unlikely	0.00%	0
Don't know	0.00%	0
Total		60

Q2 If we could change one thing about your care or treatment to improve your experience what would it be?

Answered: 39 Skipped: 23

Q3 If you have contacted the out of hours service within the last 12 months when the practice was closed, how would you rate your experience?

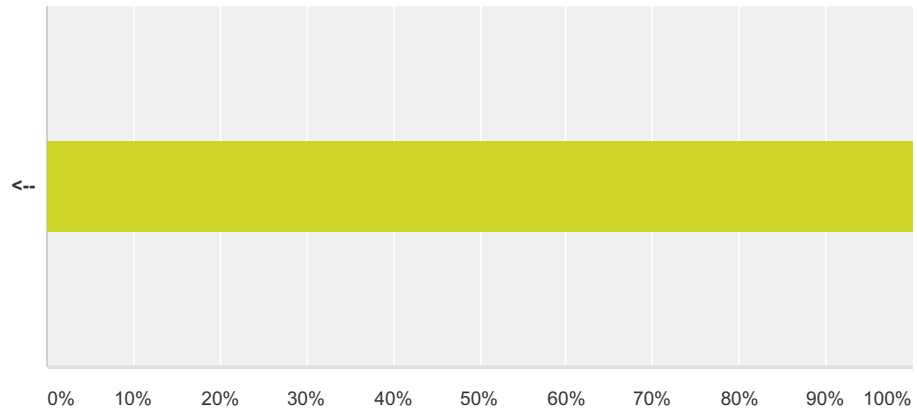
Answered: 44 Skipped: 18



Answer Choices	Responses	Count
Very Good	9.09%	4
Good	11.36%	5
Neither Good nor Poor	0.00%	0
Poor	0.00%	0
Very Poor	4.55%	2
Not Applicable	75.00%	33
Total		44

Q4 Please tick this box if you do NOT wish your comments to be made public

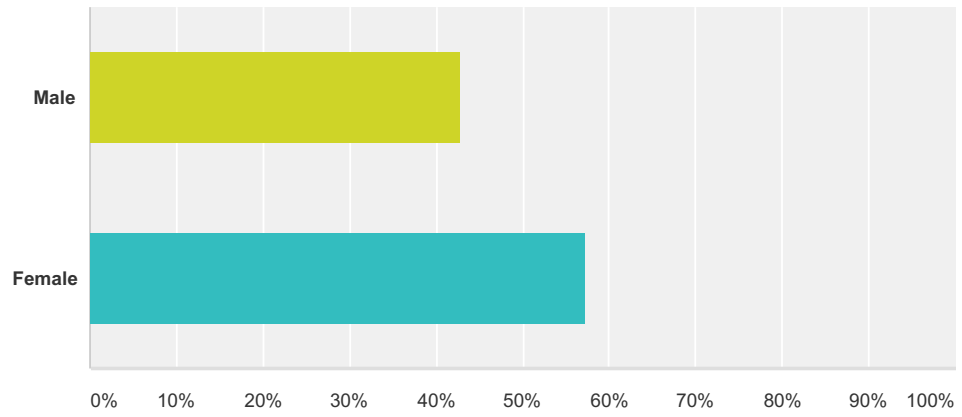
Answered: 5 Skipped: 57



Answer Choices	Responses
<--	100.00% 5
Total	5

Q5 Are you?

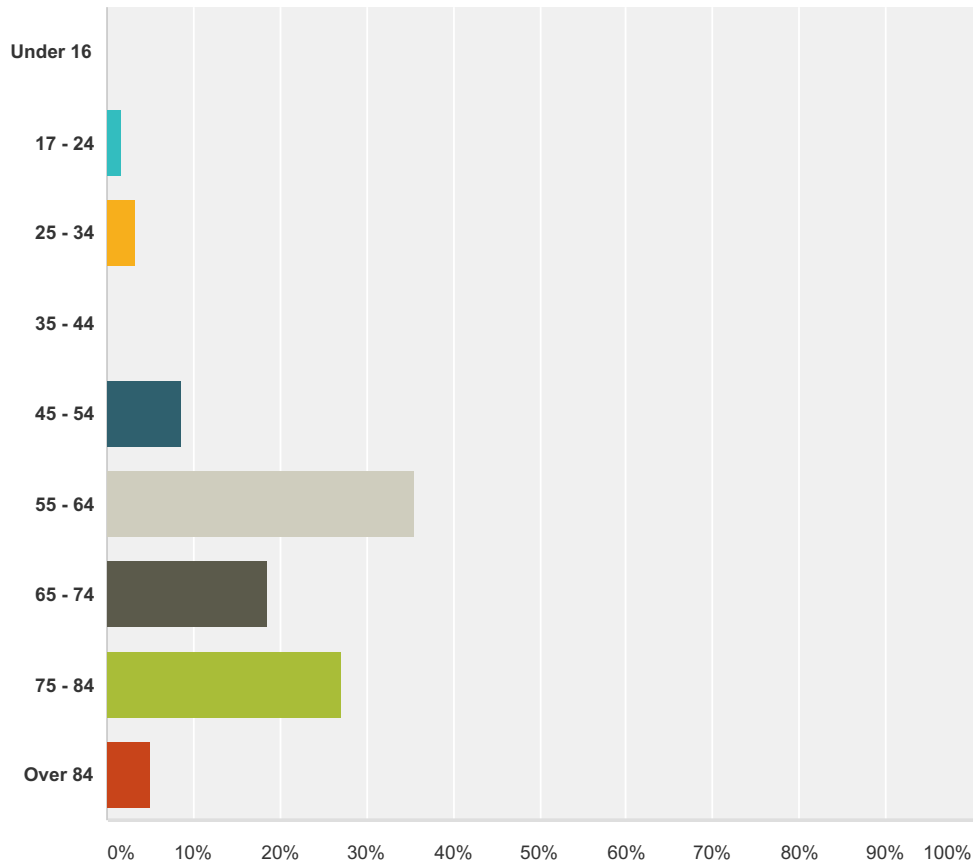
Answered: 49 Skipped: 13



Answer Choices	Responses
Male	42.86% 21
Female	57.14% 28
Total	49

Q6 Age

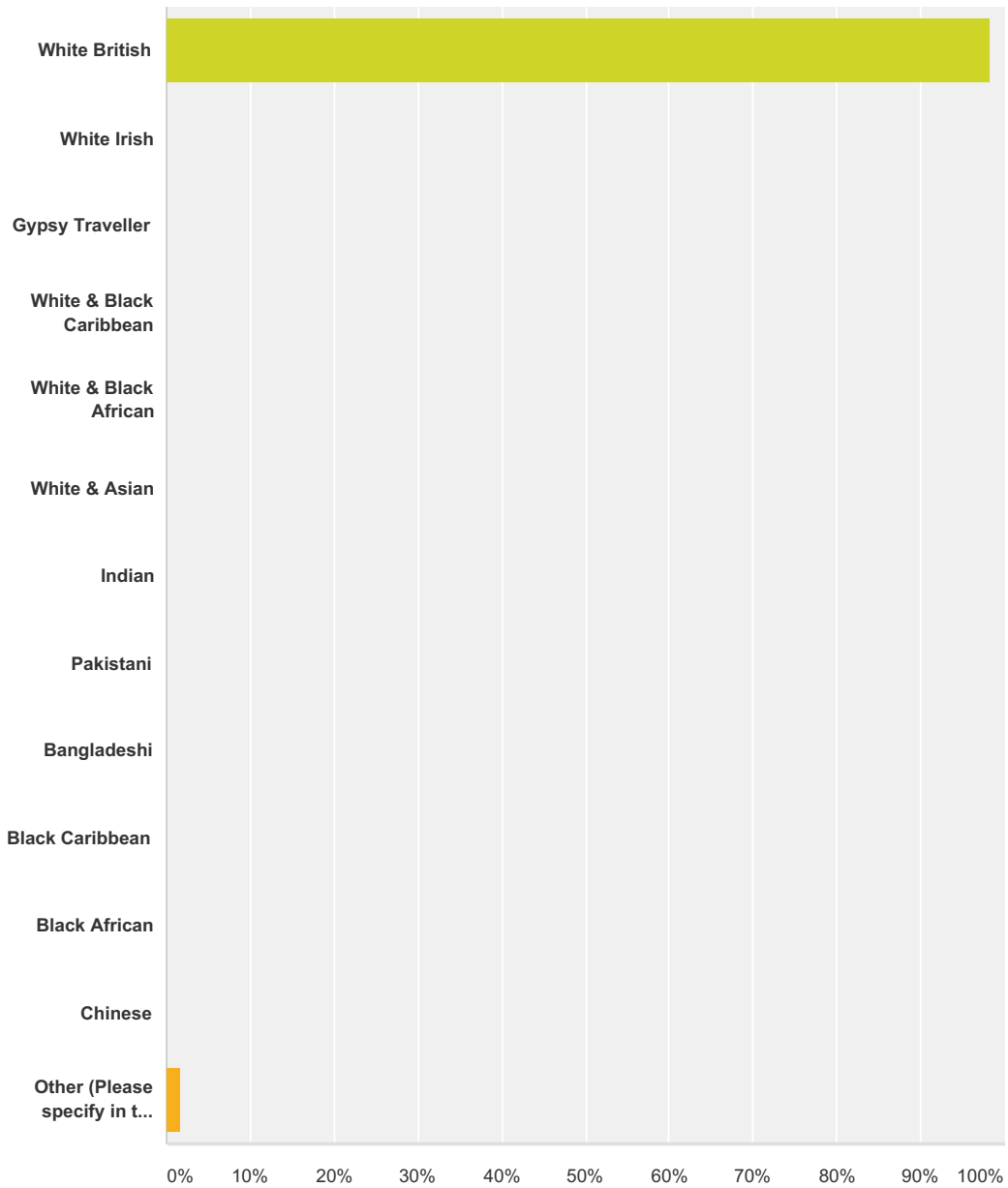
Answered: 59 Skipped: 3



Answer Choices	Responses
Under 16	0.00% 0
17 - 24	1.69% 1
25 - 34	3.39% 2
35 - 44	0.00% 0
45 - 54	8.47% 5
55 - 64	35.59% 21
65 - 74	18.64% 11
75 - 84	27.12% 16
Over 84	5.08% 3
Total	59

Q7 Ethnicity

Answered: 58 Skipped: 4



Answer Choices	Responses
White British	98.28% 57
White Irish	0.00% 0
Gypsy Traveller	0.00% 0
White & Black Caribbean	0.00% 0
White & Black African	0.00% 0
White & Asian	0.00% 0
Indian	0.00% 0
Pakistani	0.00% 0
Bangladeshi	0.00% 0

Black Caribbean	0.00%	0
Black African	0.00%	0
Chinese	0.00%	0
Other (Please specify in the box below)	1.72%	1
Total		58