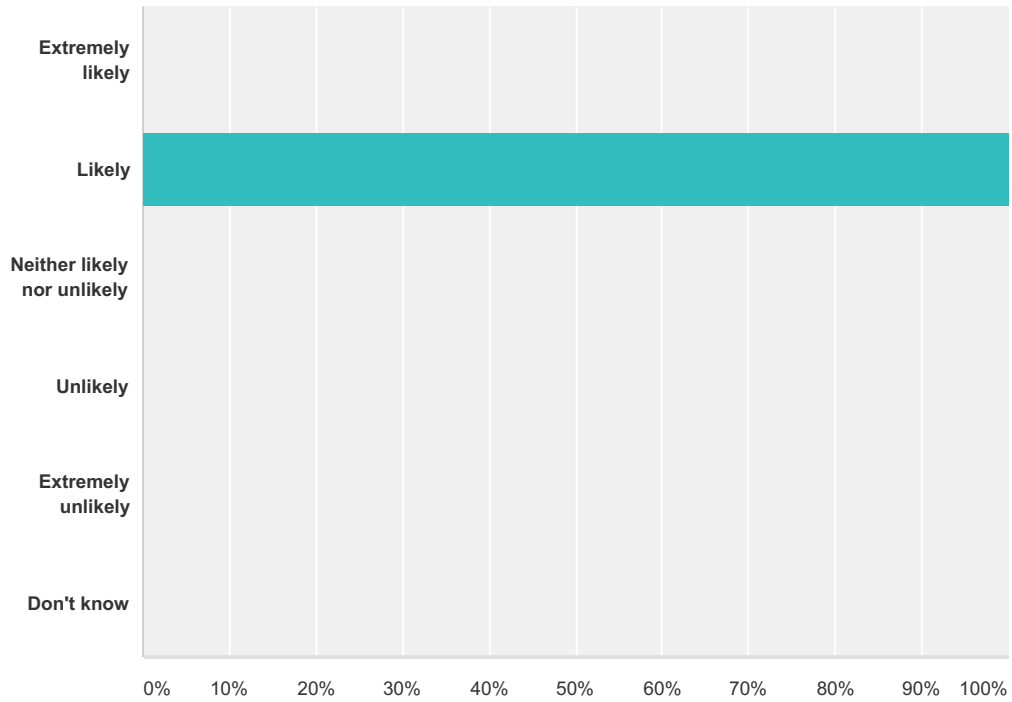


Q1 How likely are you to recommend our GP practice to friends and family if the needed similar care or treatment?

Answered: 2 Skipped: 0



Answer Choices	Responses
Extremely likely	0.00% 0
Likely	100.00% 2
Neither likely nor unlikely	0.00% 0
Unlikely	0.00% 0
Extremely unlikely	0.00% 0
Don't know	0.00% 0
Total	2

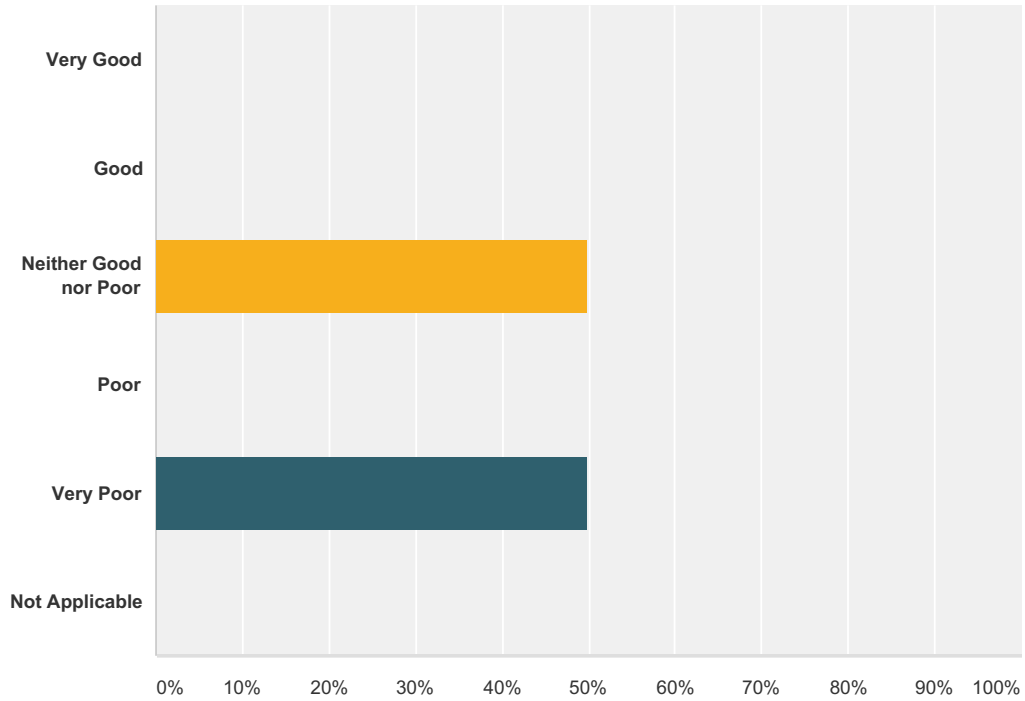
Due to the nature of our survey programme we are unable to show comments, we would like to thank the participants for completing the survey.

Q2 If we could change one thing about your care or treatment to improve your experience what would it be?

Answered: 2 Skipped: 0

Q3 If you have contacted the out of hours service within the last 12 months when the practice was closed, how would you rate your experience?

Answered: 2 Skipped: 0



Answer Choices	Responses
Very Good	0.00% 0
Good	0.00% 0
Neither Good nor Poor	50.00% 1
Poor	0.00% 0
Very Poor	50.00% 1
Not Applicable	0.00% 0
Total	2

Q4 Please tick this box if you do NOT wish your comments to be made public

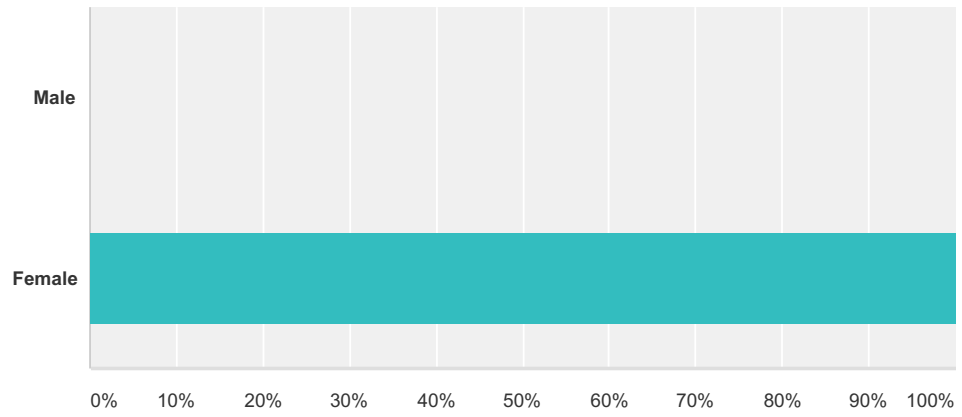
Answered: 0 Skipped: 2

⚠ No matching responses.

Answer Choices	Responses
<--	0.00% 0
Total	0

Q5 Are you?

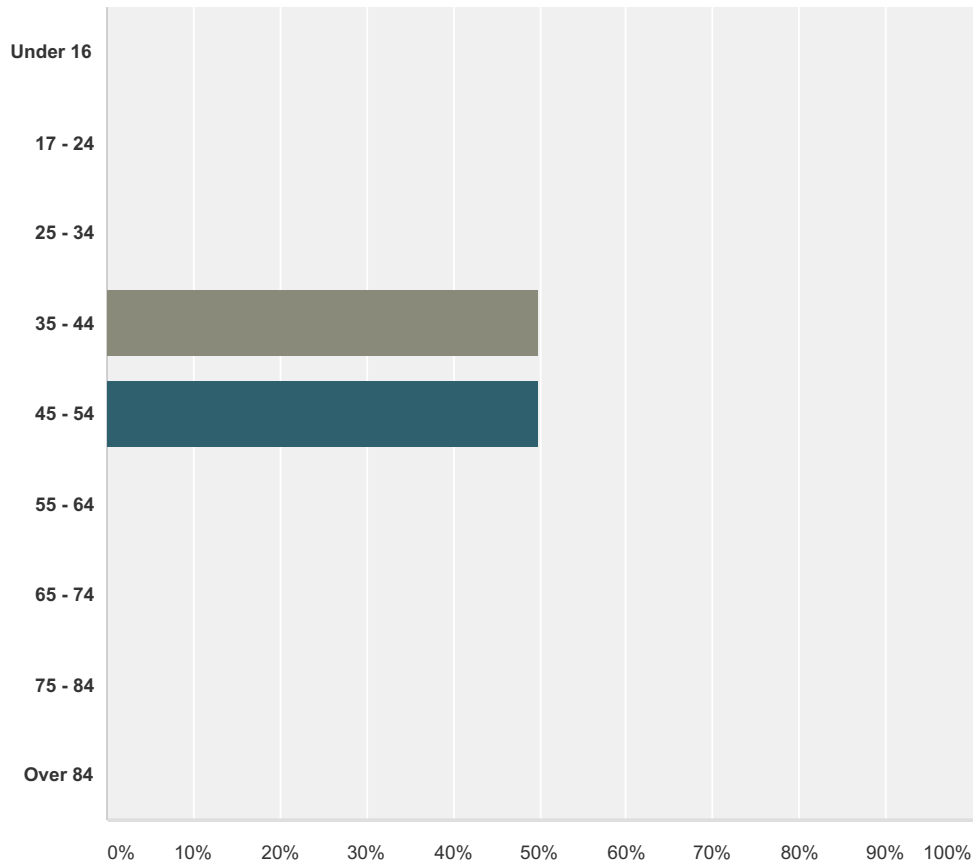
Answered: 2 Skipped: 0



Answer Choices	Responses
Male	0.00% 0
Female	100.00% 2
Total	2

Q6 Age

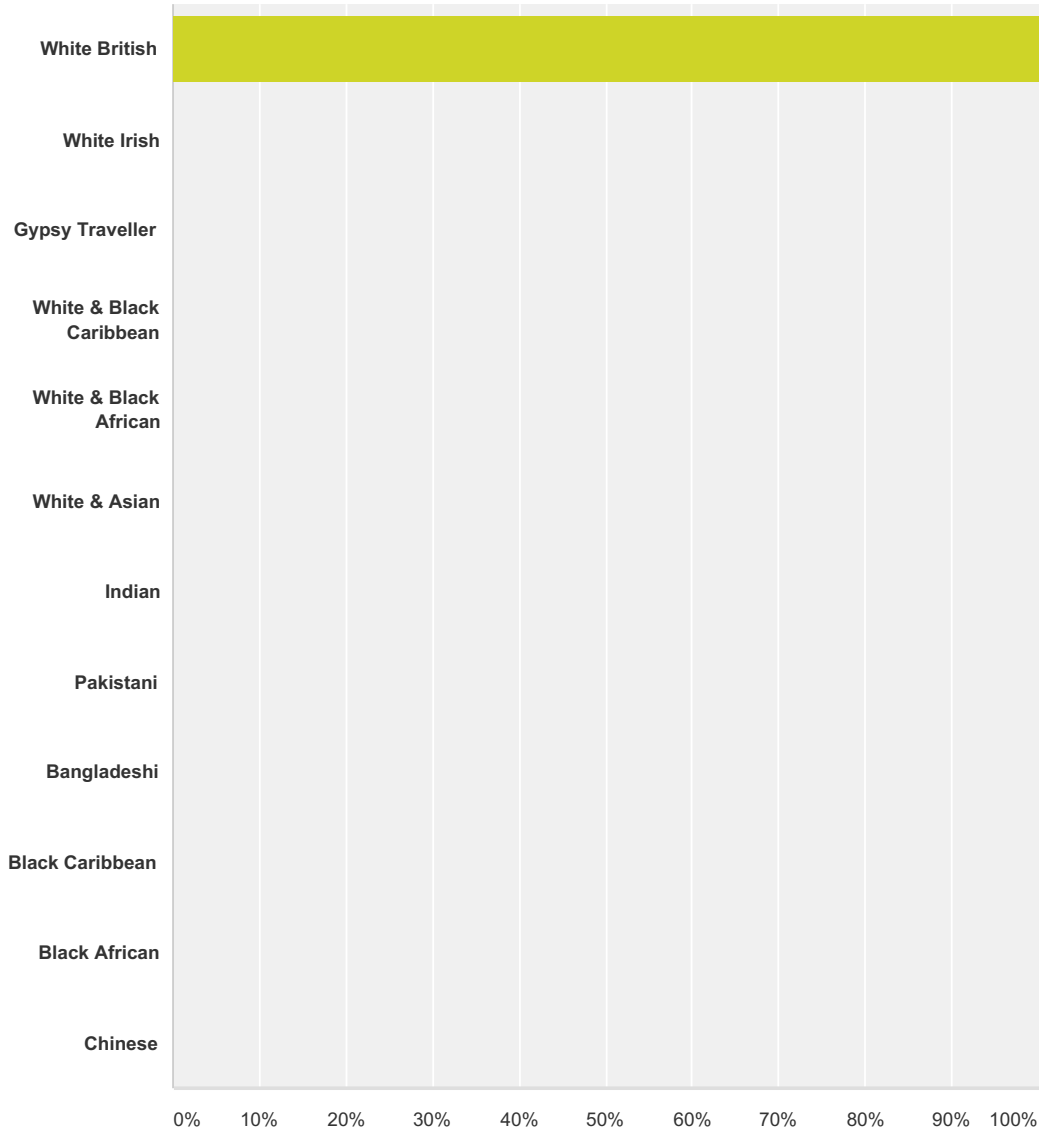
Answered: 2 Skipped: 0



Answer Choices	Responses
Under 16	0.00% 0
17 - 24	0.00% 0
25 - 34	0.00% 0
35 - 44	50.00% 1
45 - 54	50.00% 1
55 - 64	0.00% 0
65 - 74	0.00% 0
75 - 84	0.00% 0
Over 84	0.00% 0
Total	2

Q7 Ethnicity

Answered: 2 Skipped: 0



Answer Choices	Responses
White British	100.00% 2
White Irish	0.00% 0
Gypsy Traveller	0.00% 0
White & Black Caribbean	0.00% 0
White & Black African	0.00% 0
White & Asian	0.00% 0
Indian	0.00% 0
Pakistani	0.00% 0
Bangladeshi	0.00% 0
Black Caribbean	0.00% 0

Black African	0.00%	0
Chinese	0.00%	0
Total		2