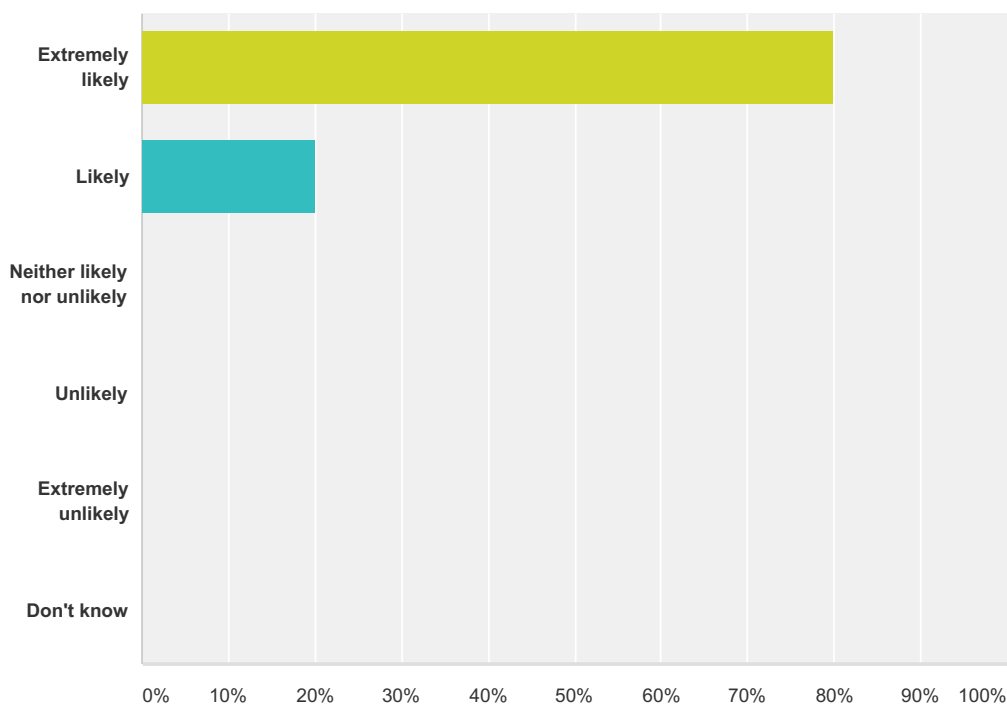


### Q1 How likely are you to recommend our GP practice to friends and family if the needed similar care or treatment?

Answered: 5 Skipped: 0



Answer Choices	Responses	Count
Extremely likely	80.00%	4
Likely	20.00%	1
Neither likely nor unlikely	0.00%	0
Unlikely	0.00%	0
Extremely unlikely	0.00%	0
Don't know	0.00%	0
<b>Total</b>		<b>5</b>

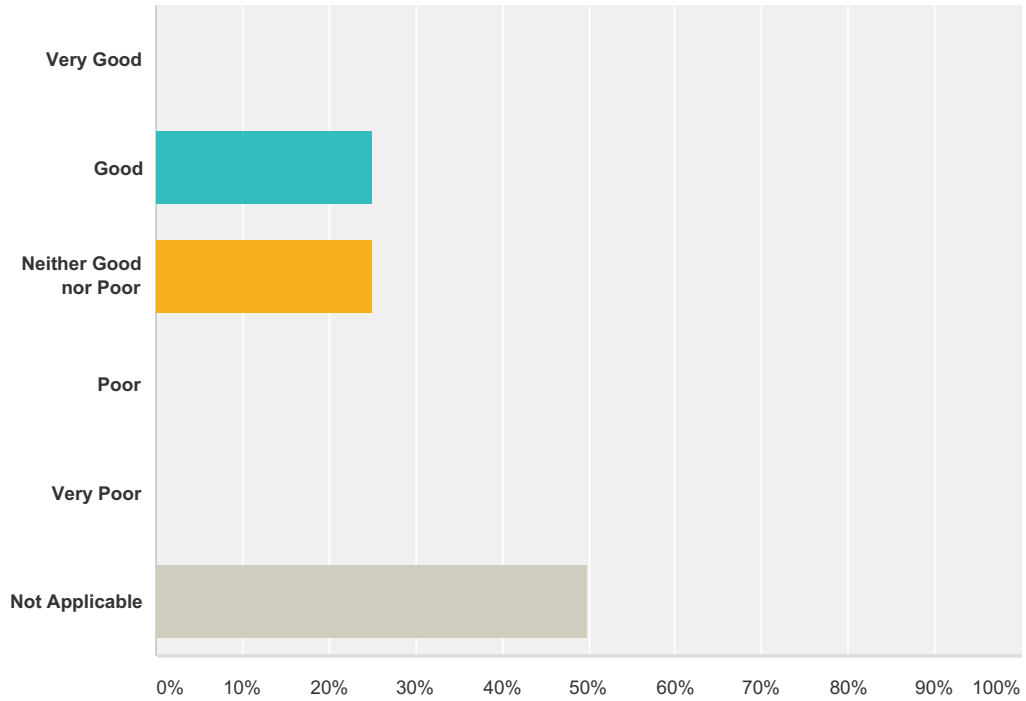
Due to the nature of our survey program we are unable to show comments at this time. We would like to thank our patients for taking part in the survey

**Q2 If we could change one thing about your care or treatment to improve your experience what would it be?**

Answered: 4 Skipped: 1

### Q3 If you have contacted the out of hours service within the last 12 months when the practice was closed, how would you rate your experience?

Answered: 4 Skipped: 1



Answer Choices	Responses	Count
Very Good	0.00%	0
Good	25.00%	1
Neither Good nor Poor	25.00%	1
Poor	0.00%	0
Very Poor	0.00%	0
Not Applicable	50.00%	2
<b>Total</b>		<b>4</b>

### Q4 Please tick this box if you do NOT wish your comments to be made public

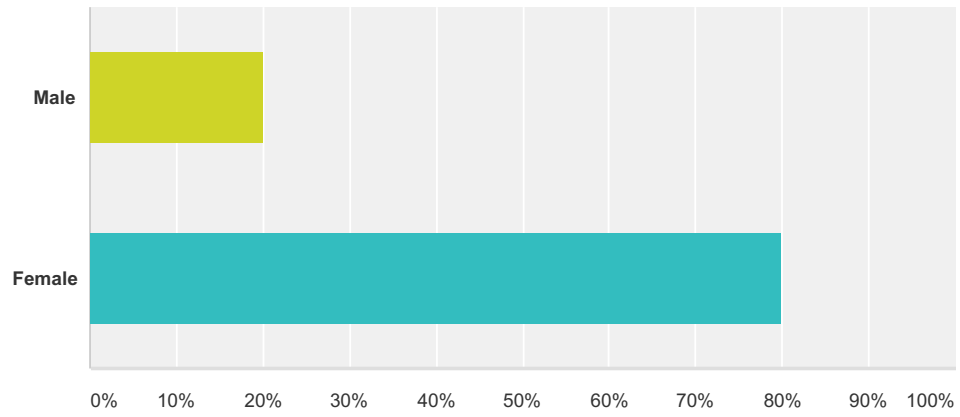
Answered: 0 Skipped: 5

⚠ No matching responses.

Answer Choices	Responses
<--	0.00% 0
Total	0

### Q5 Are you?

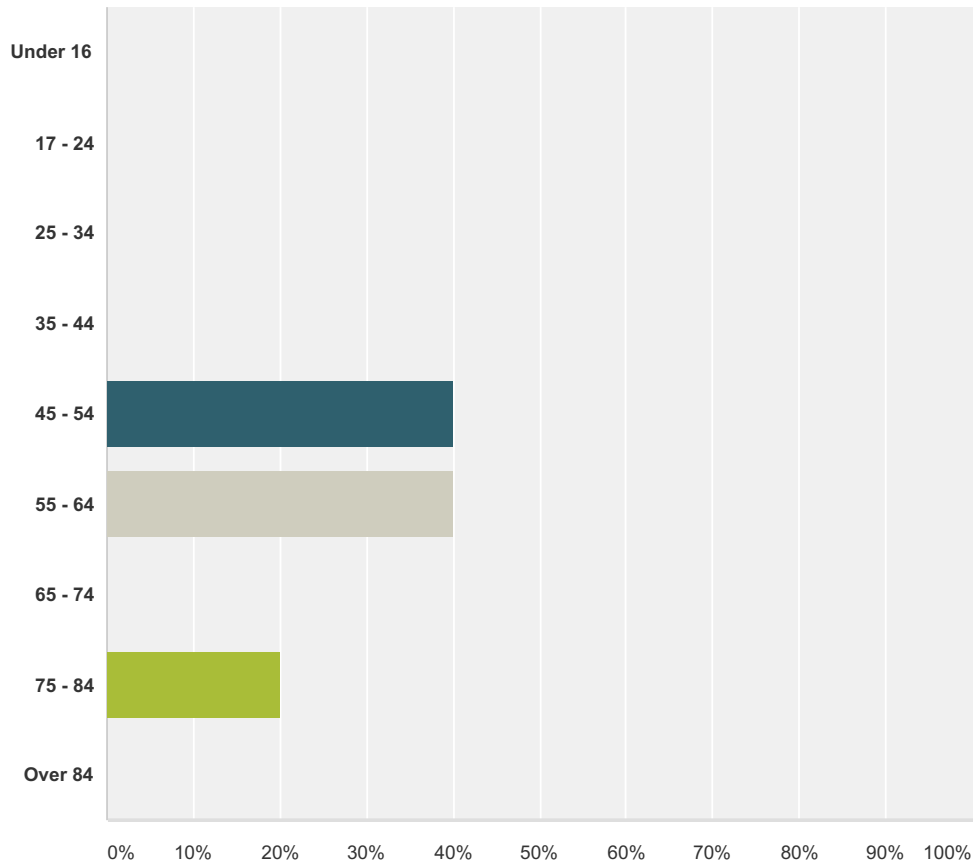
Answered: 5 Skipped: 0



Answer Choices	Responses	
Male	20.00%	1
Female	80.00%	4
<b>Total</b>		<b>5</b>

### Q6 Age

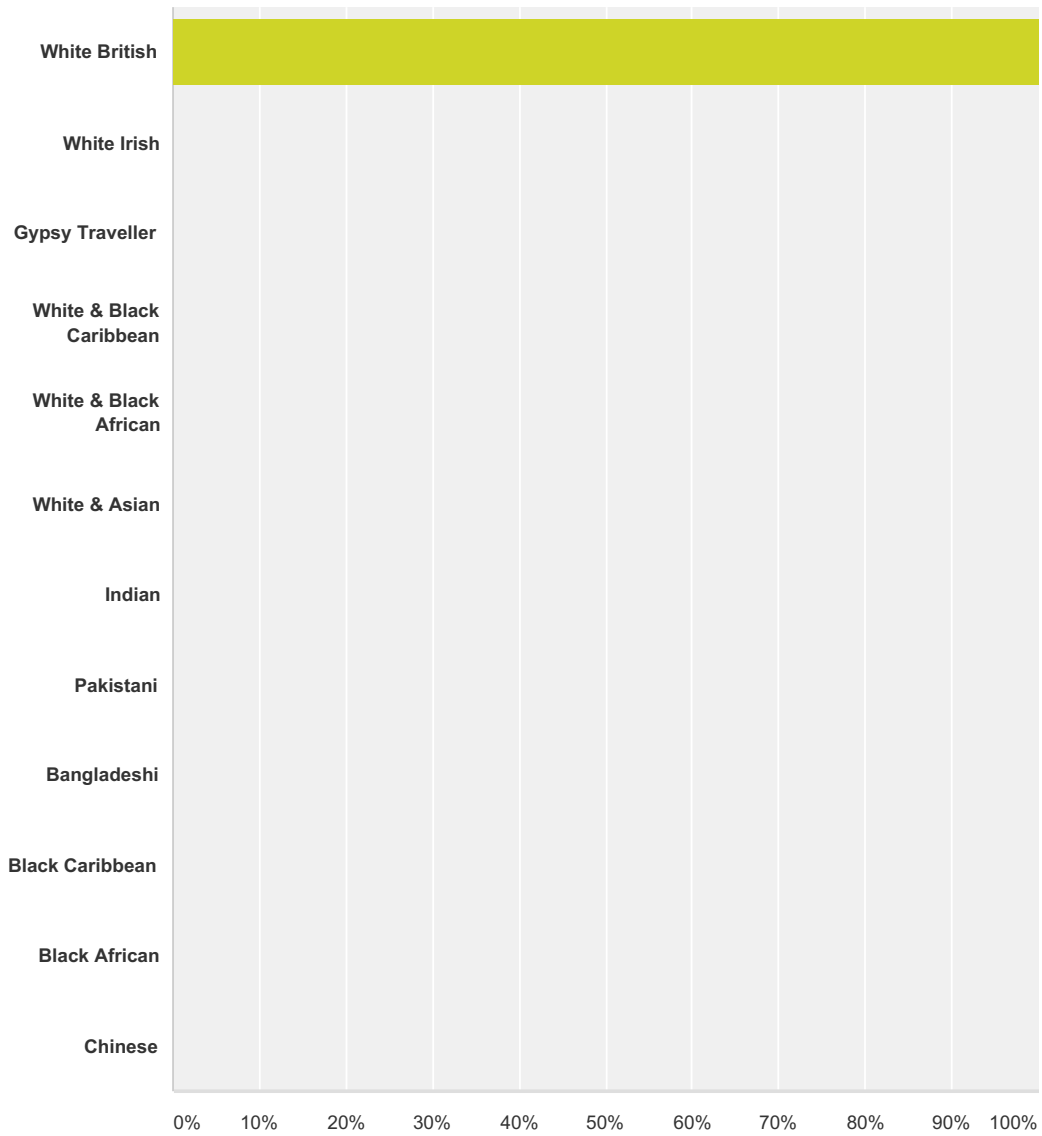
Answered: 5 Skipped: 0



Answer Choices	Responses
Under 16	0.00% 0
17 - 24	0.00% 0
25 - 34	0.00% 0
35 - 44	0.00% 0
45 - 54	40.00% 2
55 - 64	40.00% 2
65 - 74	0.00% 0
75 - 84	20.00% 1
Over 84	0.00% 0
<b>Total</b>	<b>5</b>

### Q7 Ethnicity

Answered: 5 Skipped: 0



Answer Choices	Responses
White British	100.00% 5
White Irish	0.00% 0
Gypsy Traveller	0.00% 0
White & Black Caribbean	0.00% 0
White & Black African	0.00% 0
White & Asian	0.00% 0
Indian	0.00% 0
Pakistani	0.00% 0
Bangladeshi	0.00% 0
Black Caribbean	0.00% 0

Black African	0.00%	0
Chinese	0.00%	0
<b>Total</b>		<b>5</b>