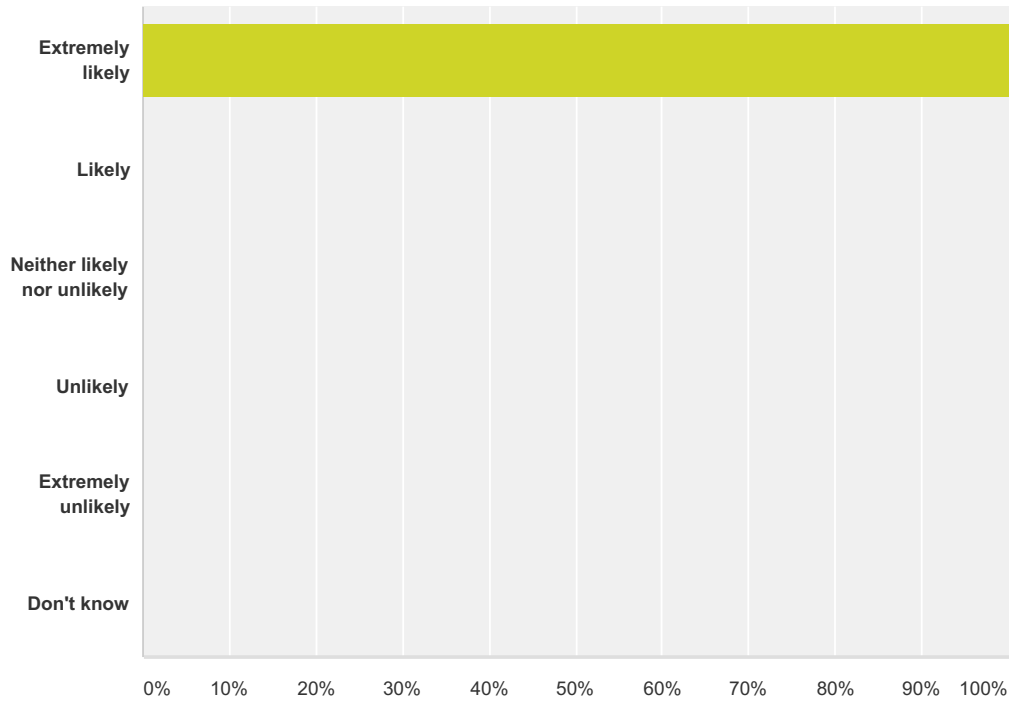


Q1 How likely are you to recommend our GP practice to friends and family if the needed similar care or treatment?

Answered: 29 Skipped: 1



Answer Choices	Responses
Extremely likely	100.00% 29
Likely	0.00% 0
Neither likely nor unlikely	0.00% 0
Unlikely	0.00% 0
Extremely unlikely	0.00% 0
Don't know	0.00% 0
Total	29

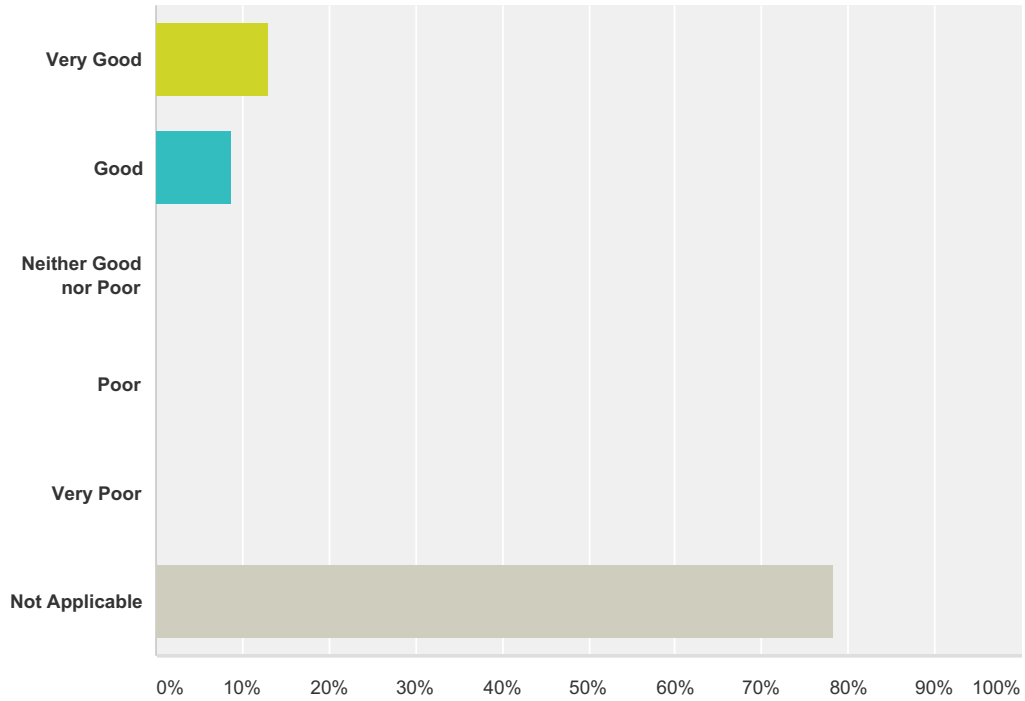
Due to the nature of our survey programme we are unable to show comments. We would like to thank all participants in our survey.

Q2 If we could change one thing about your care or treatment to improve your experience what would it be?

Answered: 22 Skipped: 8

Q3 If you have contacted the out of hours service within the last 12 months when the practice was closed, how would you rate your experience?

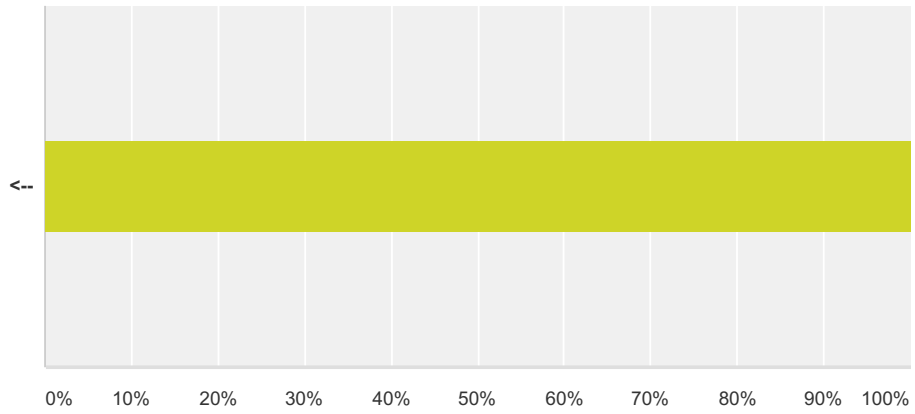
Answered: 23 Skipped: 7



Answer Choices	Responses	Count
Very Good	13.04%	3
Good	8.70%	2
Neither Good nor Poor	0.00%	0
Poor	0.00%	0
Very Poor	0.00%	0
Not Applicable	78.26%	18
Total		23

Q4 Please tick this box if you do NOT wish your comments to be made public

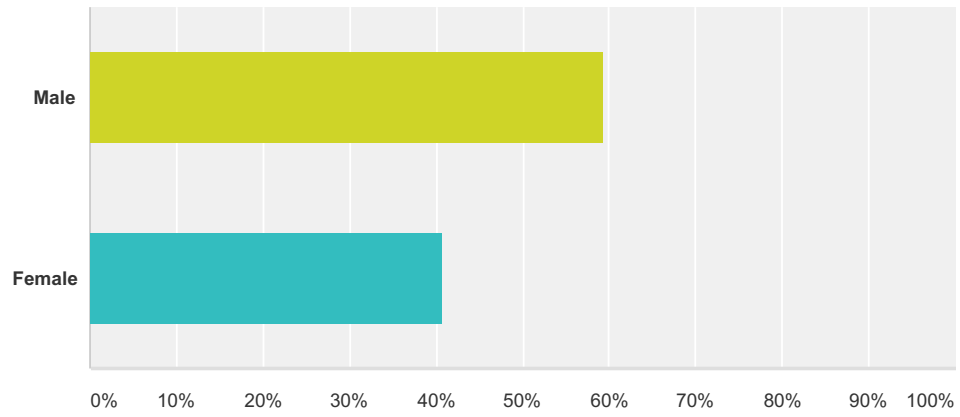
Answered: 4 Skipped: 26



Answer Choices	Responses
<--	100.00% 4
Total	4

Q5 Are you?

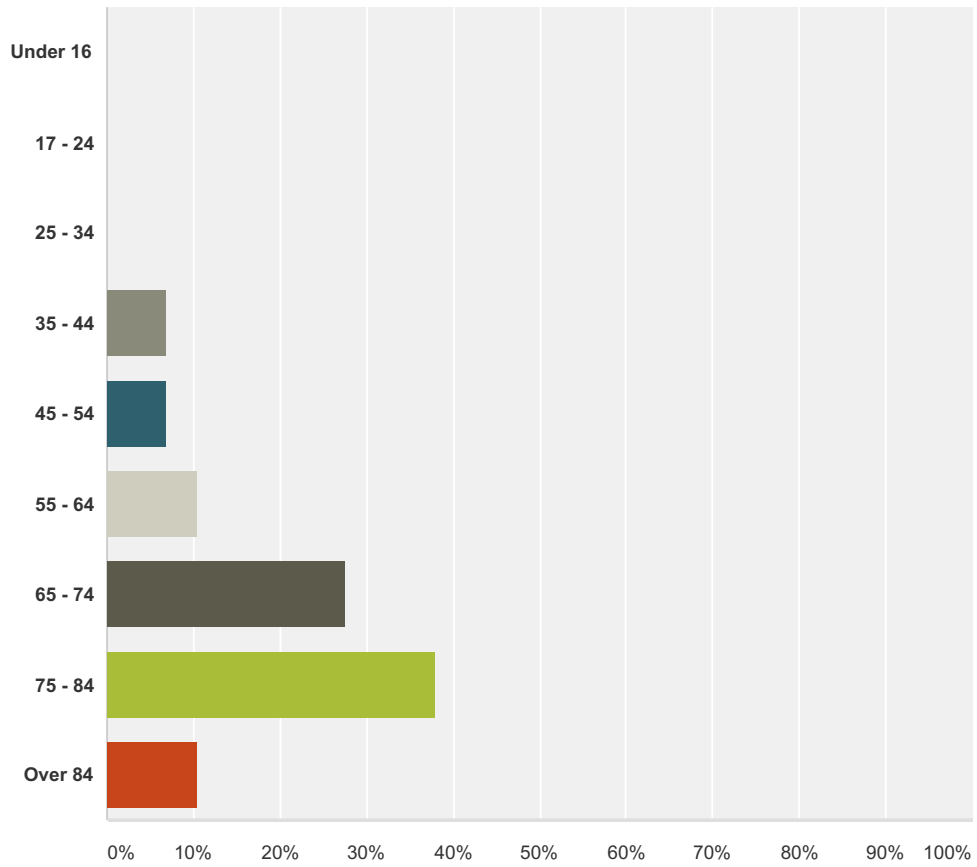
Answered: 27 Skipped: 3



Answer Choices	Responses
Male	59.26% 16
Female	40.74% 11
Total	27

Q6 Age

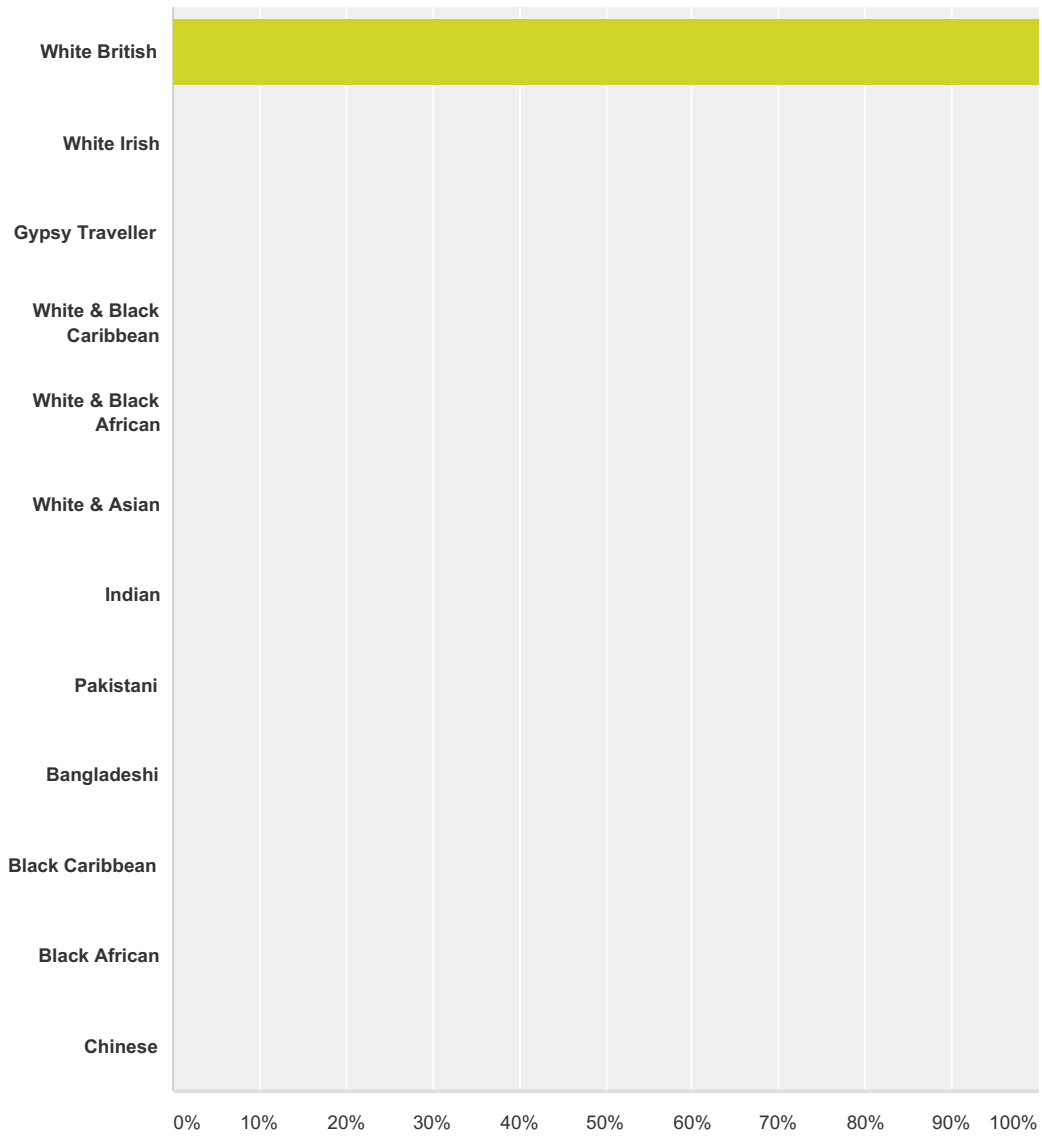
Answered: 29 Skipped: 1



Answer Choices	Responses	Count
Under 16	0.00%	0
17 - 24	0.00%	0
25 - 34	0.00%	0
35 - 44	6.90%	2
45 - 54	6.90%	2
55 - 64	10.34%	3
65 - 74	27.59%	8
75 - 84	37.93%	11
Over 84	10.34%	3
Total		29

Q7 Ethnicity

Answered: 29 Skipped: 1



Answer Choices	Responses	Count
White British	100.00%	29
White Irish	0.00%	0
Gypsy Traveller	0.00%	0
White & Black Caribbean	0.00%	0
White & Black African	0.00%	0
White & Asian	0.00%	0
Indian	0.00%	0
Pakistani	0.00%	0
Bangladeshi	0.00%	0
Black Caribbean	0.00%	0

Black African	0.00%	0
Chinese	0.00%	0
Total		29