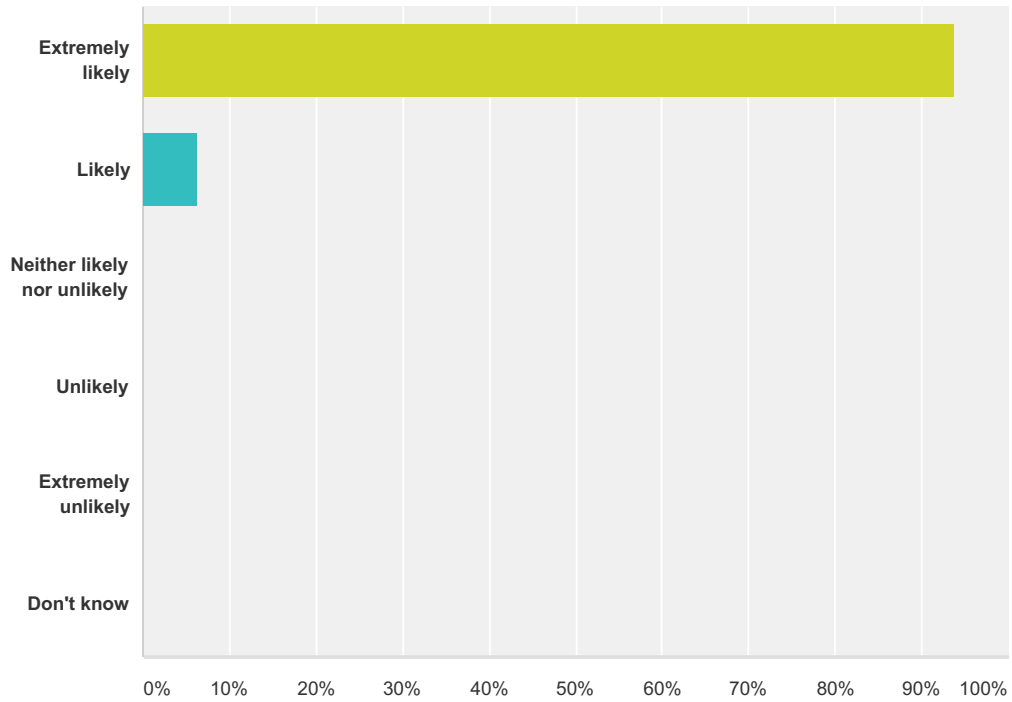


Q1 How likely are you to recommend our GP practice to friends and family if the needed similar care or treatment?

Answered: 16 Skipped: 0



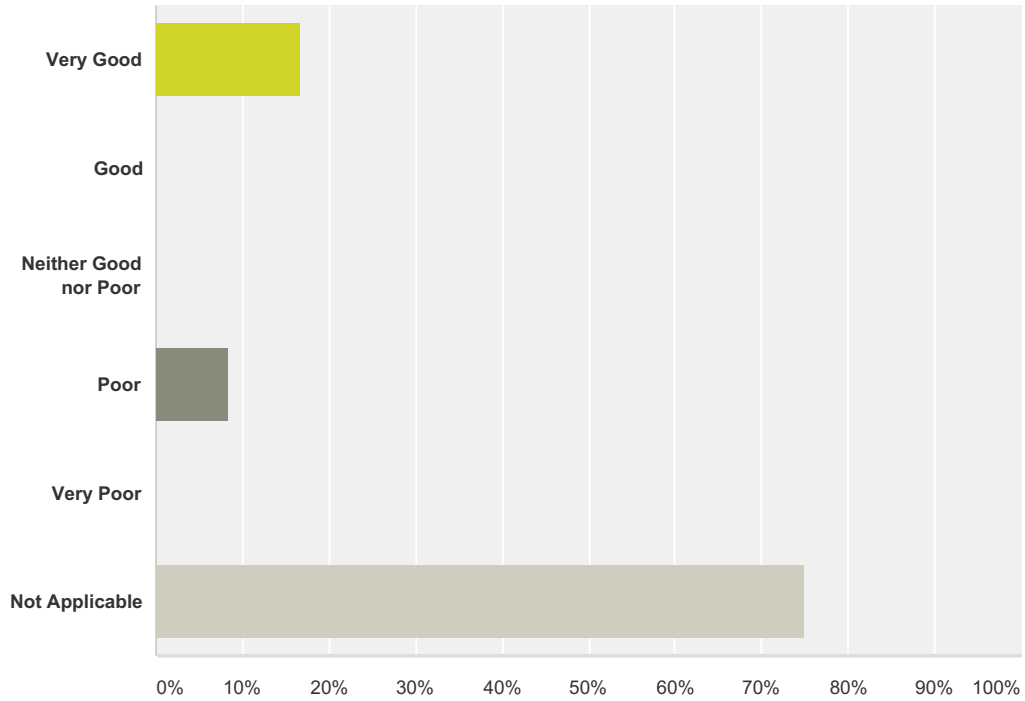
Answer Choices	Responses
Extremely likely	93.75% 15
Likely	6.25% 1
Neither likely nor unlikely	0.00% 0
Unlikely	0.00% 0
Extremely unlikely	0.00% 0
Don't know	0.00% 0
Total	16

Q2 If we could change one thing about your care or treatment to improve your experience what would it be?

Answered: 10 Skipped: 6

Q3 If you have contacted the out of hours service within the last 12 months when the practice was closed, how would you rate your experience?

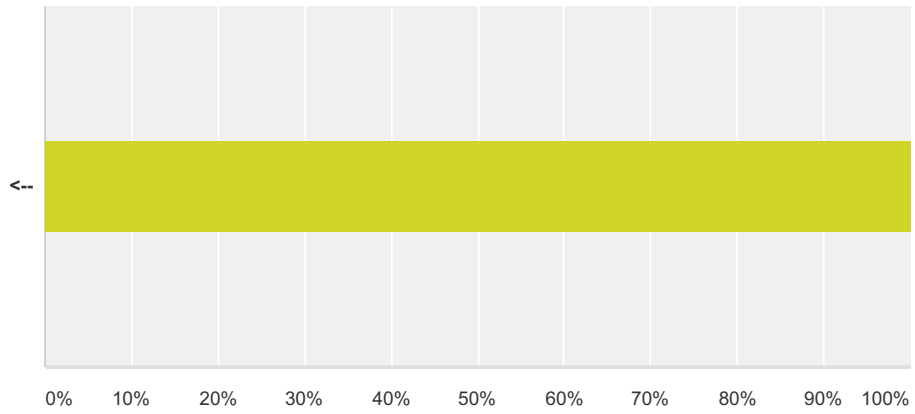
Answered: 12 Skipped: 4



Answer Choices	Responses
Very Good	16.67% 2
Good	0.00% 0
Neither Good nor Poor	0.00% 0
Poor	8.33% 1
Very Poor	0.00% 0
Not Applicable	75.00% 9
Total	12

Q4 Please tick this box if you do NOT wish your comments to be made public

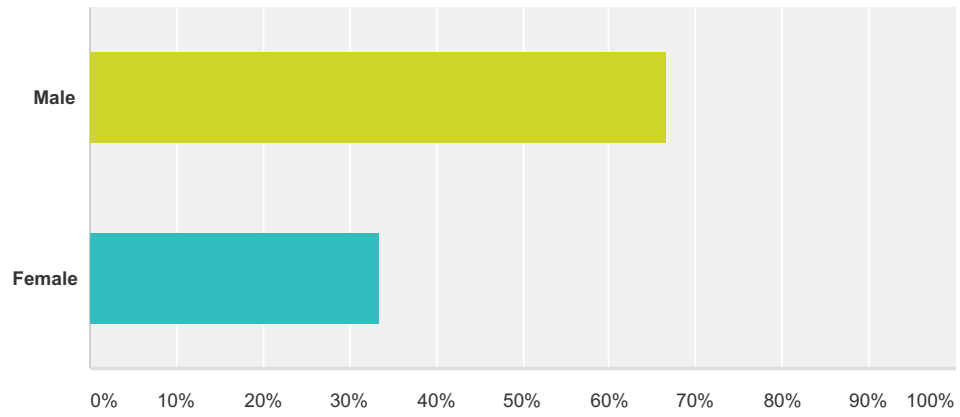
Answered: 2 Skipped: 14



Answer Choices	Responses
<--	100.00% 2
Total	2

Q5 Are you?

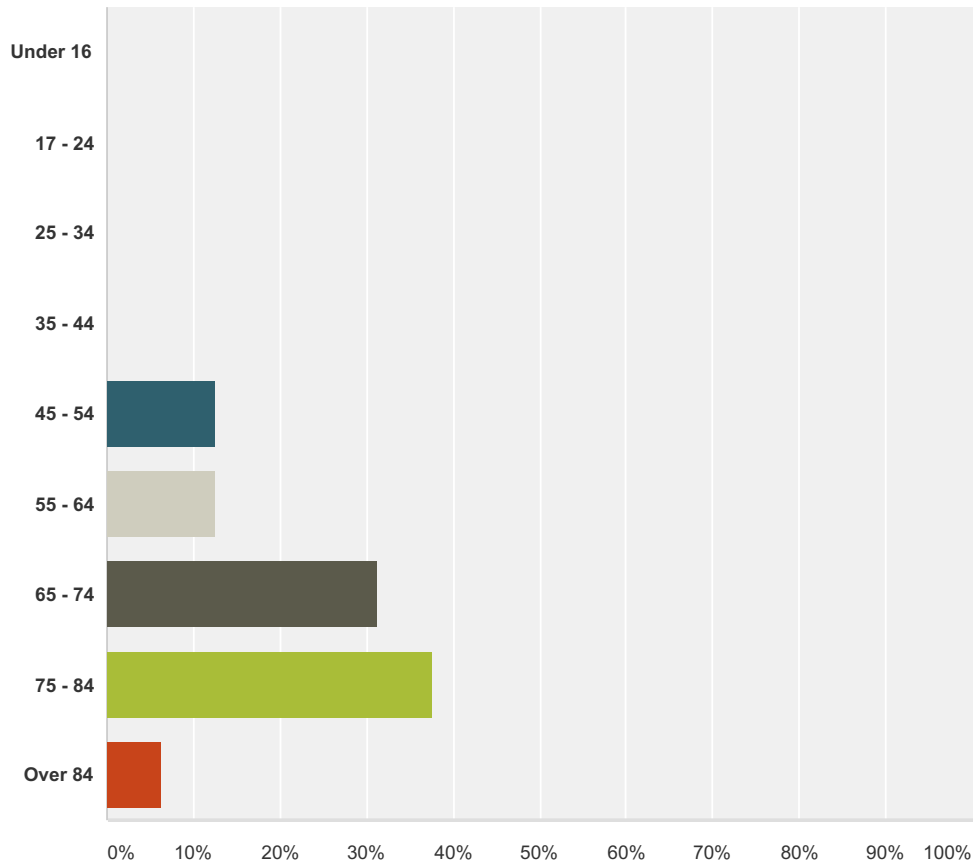
Answered: 12 Skipped: 4



Answer Choices	Responses
Male	66.67% 8
Female	33.33% 4
Total	12

Q6 Age

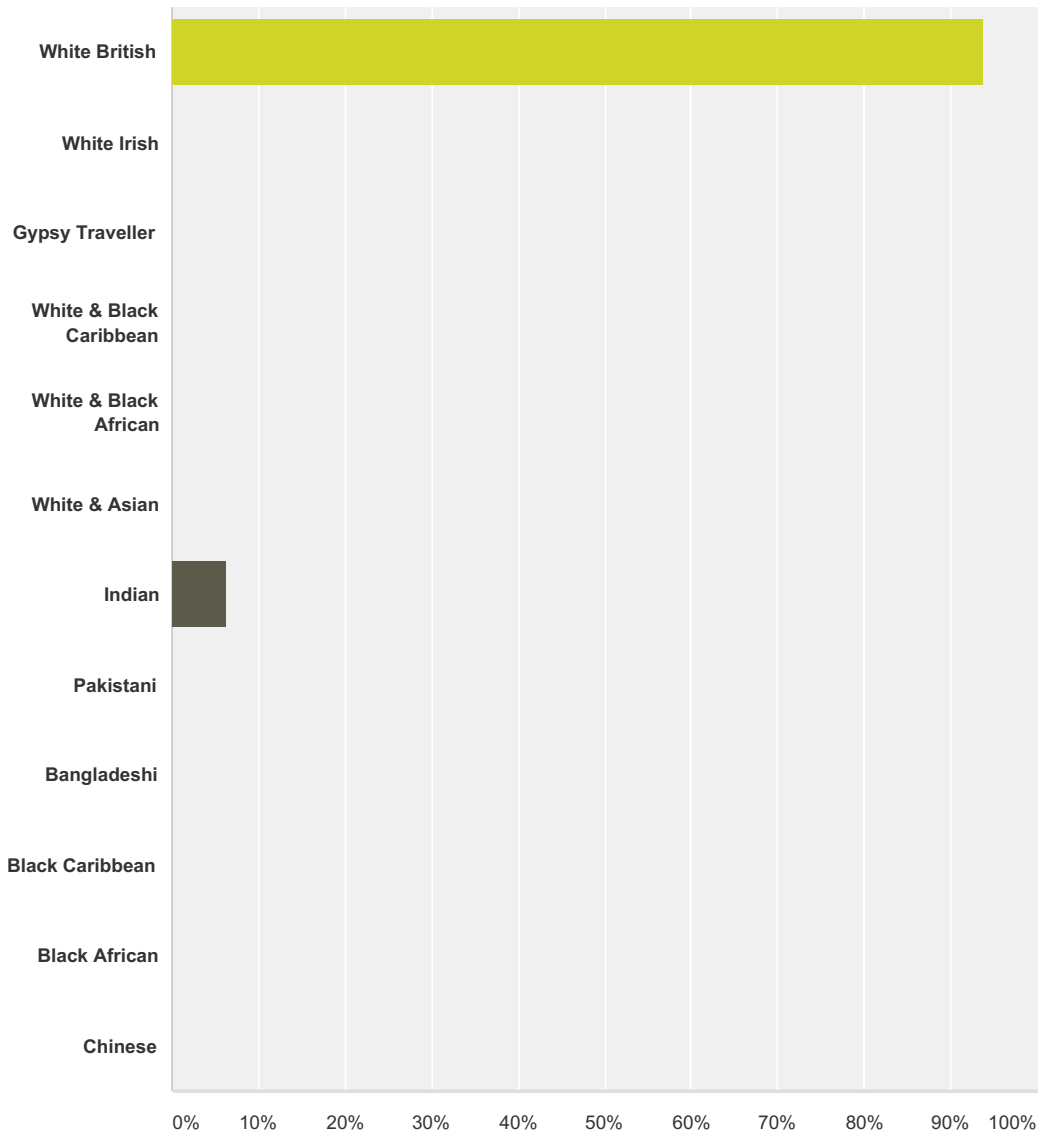
Answered: 16 Skipped: 0



Answer Choices	Responses
Under 16	0.00% 0
17 - 24	0.00% 0
25 - 34	0.00% 0
35 - 44	0.00% 0
45 - 54	12.50% 2
55 - 64	12.50% 2
65 - 74	31.25% 5
75 - 84	37.50% 6
Over 84	6.25% 1
Total	16

Q7 Ethnicity

Answered: 16 Skipped: 0



Answer Choices	Responses
White British	93.75% 15
White Irish	0.00% 0
Gypsy Traveller	0.00% 0
White & Black Caribbean	0.00% 0
White & Black African	0.00% 0
White & Asian	0.00% 0
Indian	6.25% 1
Pakistani	0.00% 0
Bangladeshi	0.00% 0
Black Caribbean	0.00% 0

Black African	0.00%	0
Chinese	0.00%	0
Total		16