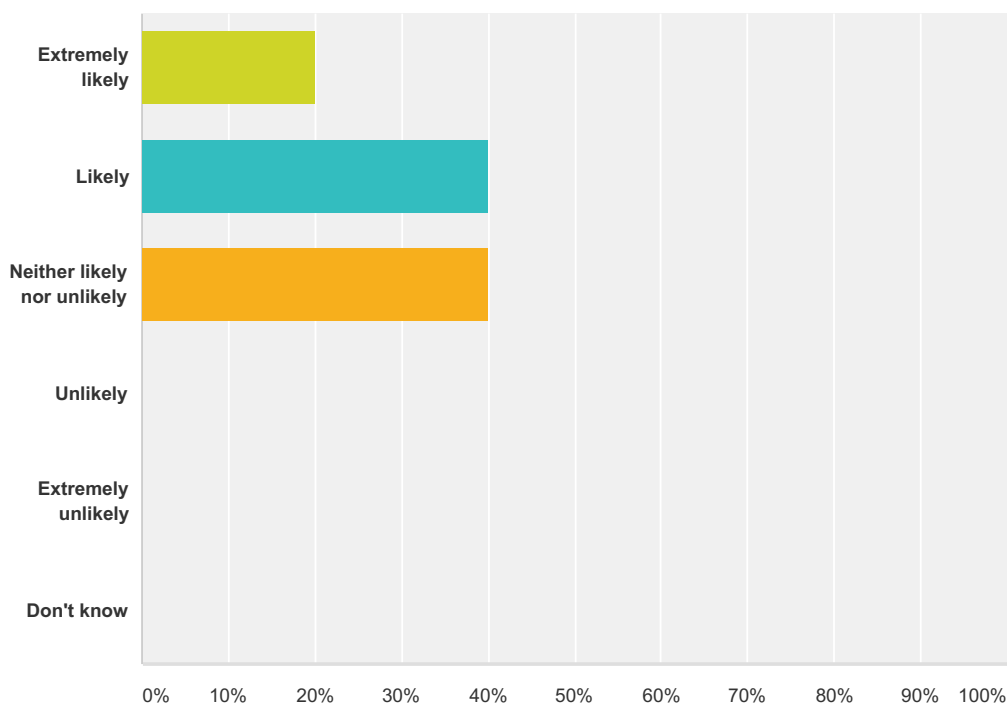


### Q1 How likely are you to recommend our GP practice to friends and family if the needed similar care or treatment?

Answered: 5 Skipped: 0



Answer Choices	Responses	Count
Extremely likely	20.00%	1
Likely	40.00%	2
Neither likely nor unlikely	40.00%	2
Unlikely	0.00%	0
Extremely unlikely	0.00%	0
Don't know	0.00%	0
<b>Total</b>		<b>5</b>

Due to the nature of our survey system we are unable to show individual comments this month, the majority of comments were good, but there were some comments regarding:

Reception Staff - We appreciate your patience while we are operating under current circumstances.

Child Vaccinations - We apologise that we do not make the appointments for childhood vaccinations these are sent to us by Imms & Vacs who make the appointment time not us.

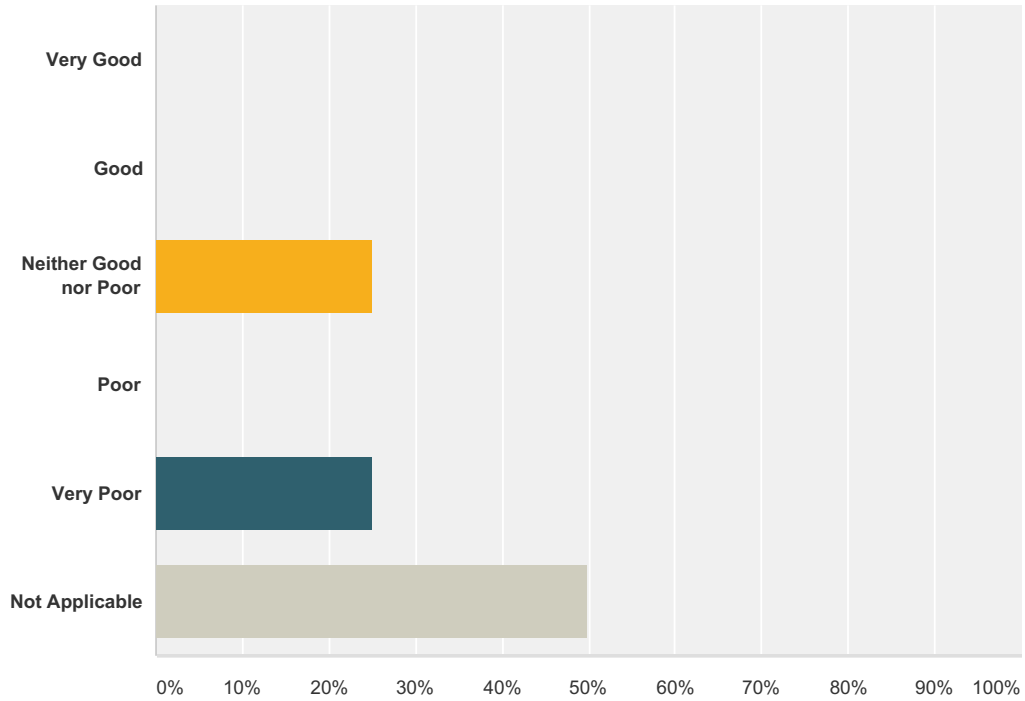
New Registration Checks - These are carried out by a GP in case you need any repeat medications as the GP is the only one that can authorise these.

**Q2 If we could change one thing about your care or treatment to improve your experience what would it be?**

Answered: 5 Skipped: 0

### Q3 If you have contacted the out of hours service within the last 12 months when the practice was closed, how would you rate your experience?

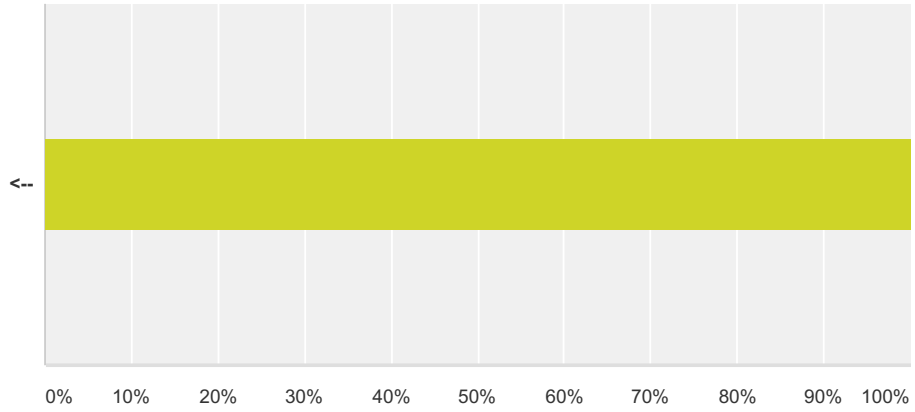
Answered: 4 Skipped: 1



Answer Choices	Responses
Very Good	0.00% 0
Good	0.00% 0
Neither Good nor Poor	25.00% 1
Poor	0.00% 0
Very Poor	25.00% 1
Not Applicable	50.00% 2
<b>Total</b>	<b>4</b>

**Q4 Please tick this box if you do NOT wish your comments to be made public**

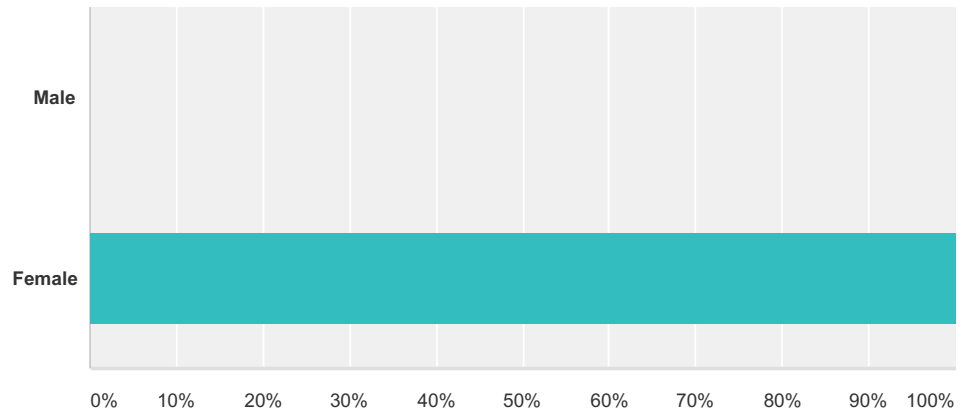
Answered: 1 Skipped: 4



Answer Choices	Responses
<--	100.00% 1
<b>Total</b>	<b>1</b>

### Q5 Are you?

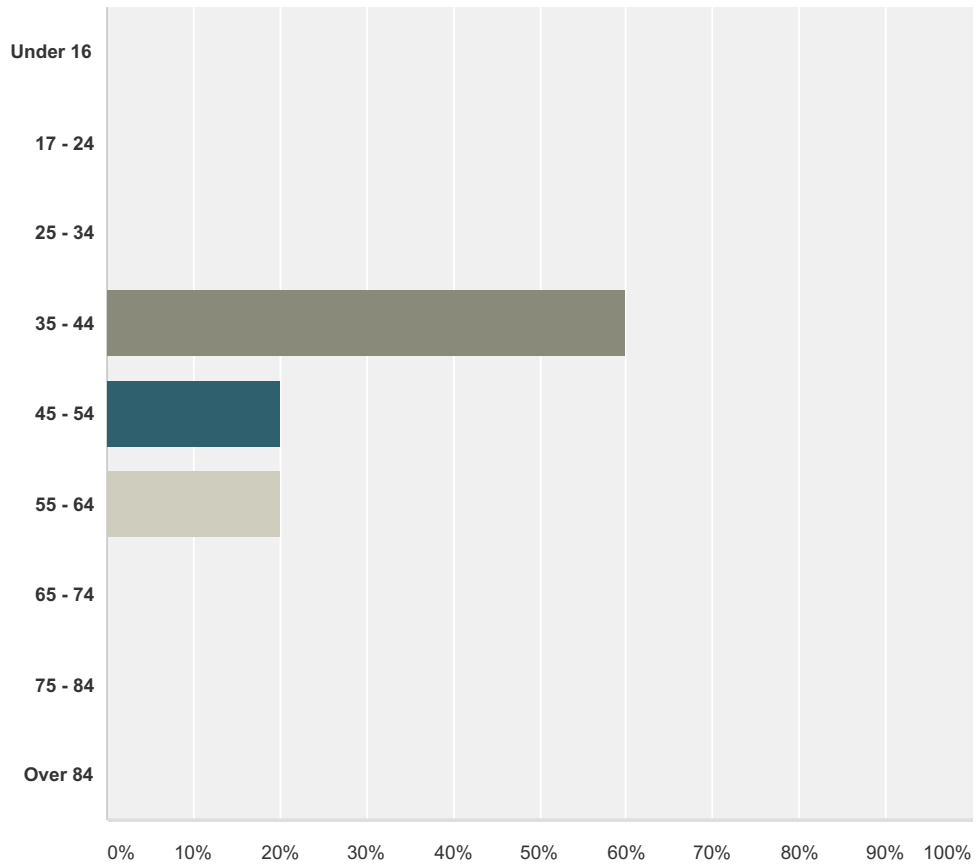
Answered: 5 Skipped: 0



Answer Choices	Responses
Male	0.00% 0
Female	100.00% 5
<b>Total</b>	<b>5</b>

### Q6 Age

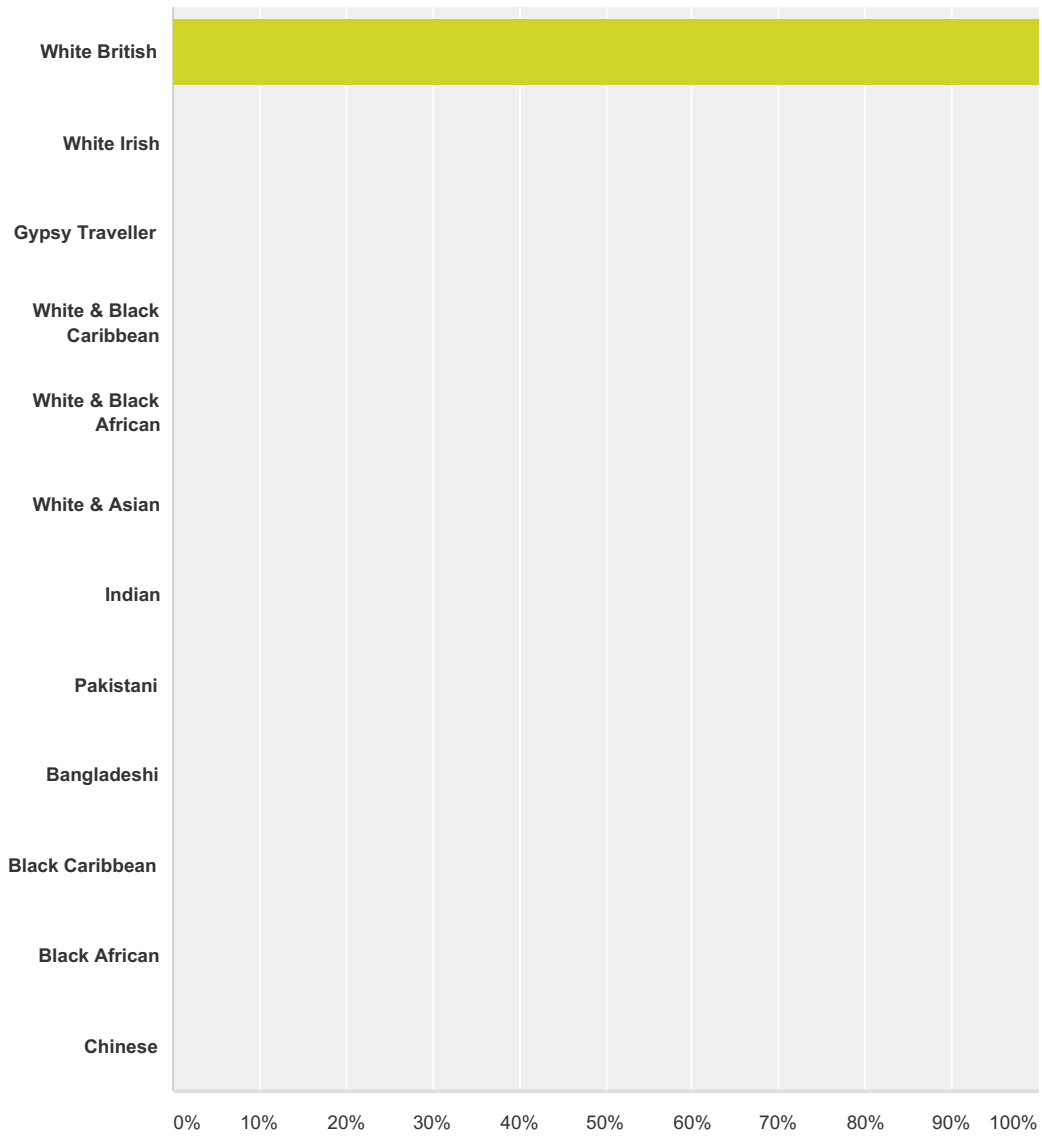
Answered: 5 Skipped: 0



Answer Choices	Responses
Under 16	0.00% 0
17 - 24	0.00% 0
25 - 34	0.00% 0
35 - 44	60.00% 3
45 - 54	20.00% 1
55 - 64	20.00% 1
65 - 74	0.00% 0
75 - 84	0.00% 0
Over 84	0.00% 0
<b>Total</b>	<b>5</b>

### Q7 Ethnicity

Answered: 5 Skipped: 0



Answer Choices	Responses
White British	100.00% 5
White Irish	0.00% 0
Gypsy Traveller	0.00% 0
White & Black Caribbean	0.00% 0
White & Black African	0.00% 0
White & Asian	0.00% 0
Indian	0.00% 0
Pakistani	0.00% 0
Bangladeshi	0.00% 0
Black Caribbean	0.00% 0

Black African	0.00%	0
Chinese	0.00%	0
<b>Total</b>		<b>5</b>