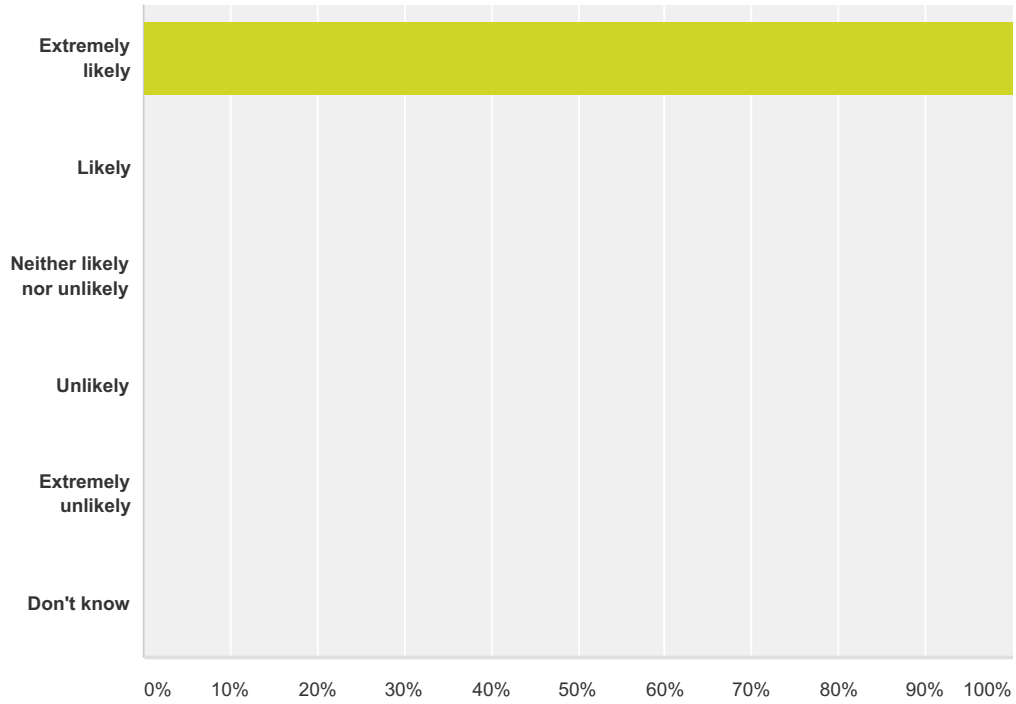


Q1 How likely are you to recommend our GP practice to friends and family if the needed similar care or treatment?

Answered: 1 Skipped: 0



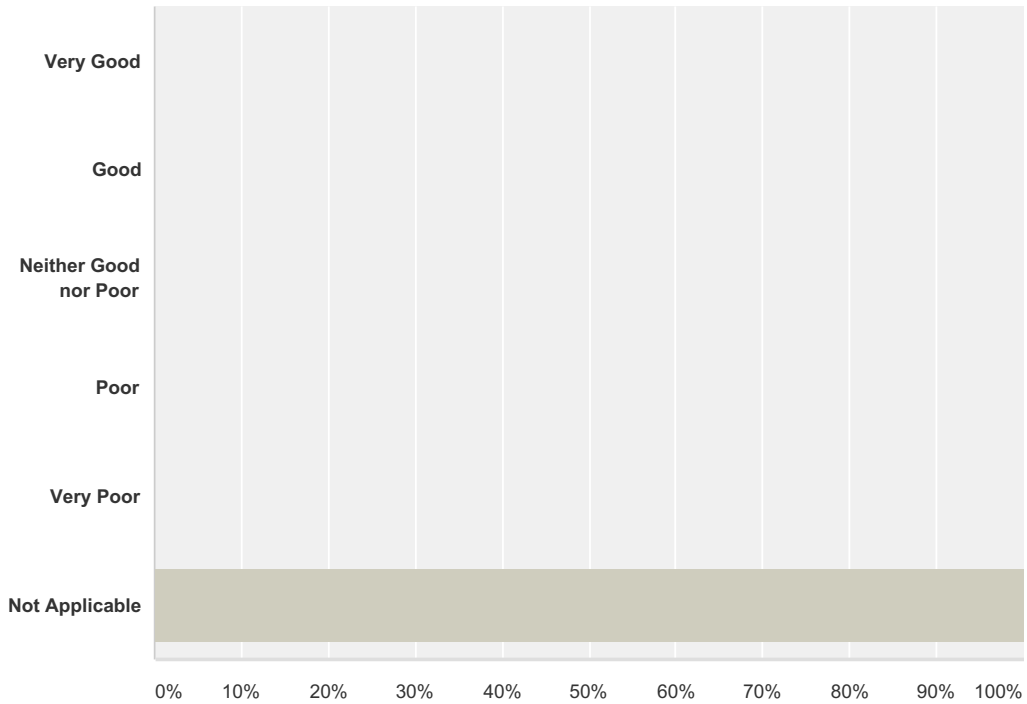
| Answer Choices | Responses | Count |
|-----------------------------|-----------|----------|
| Extremely likely | 100.00% | 1 |
| Likely | 0.00% | 0 |
| Neither likely nor unlikely | 0.00% | 0 |
| Unlikely | 0.00% | 0 |
| Extremely unlikely | 0.00% | 0 |
| Don't know | 0.00% | 0 |
| Total | | 1 |

Q2 If we could change one thing about your care or treatment to improve your experience what would it be?

Answered: 0 Skipped: 1

Q3 If you have contacted the out of hours service within the last 12 months when the practice was closed, how would you rate your experience?

Answered: 1 Skipped: 0



| Answer Choices | Responses | Count |
|-----------------------|-----------|----------|
| Very Good | 0.00% | 0 |
| Good | 0.00% | 0 |
| Neither Good nor Poor | 0.00% | 0 |
| Poor | 0.00% | 0 |
| Very Poor | 0.00% | 0 |
| Not Applicable | 100.00% | 1 |
| Total | | 1 |

**Q4 Please tick this box if you do NOT wish
your comments to be made public**

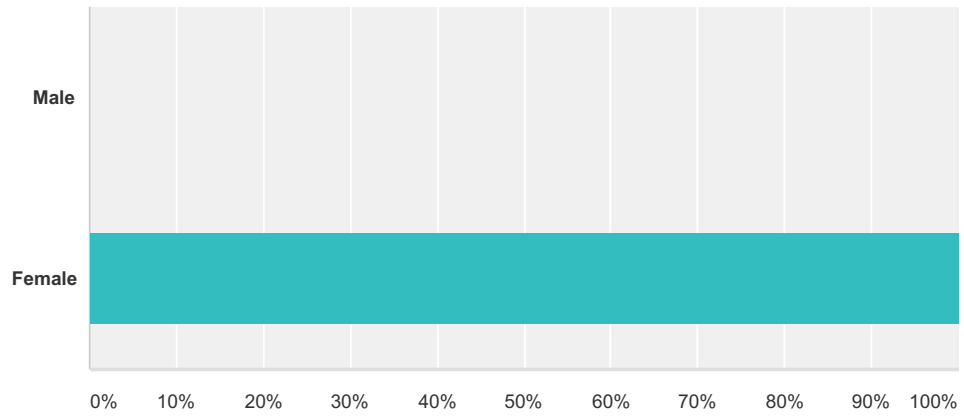
Answered: 0 Skipped: 1

! No matching responses.

| Answer Choices | Responses |
|----------------|-----------|
| <-- | 0.00% 0 |
| Total | 0 |

Q5 Are you?

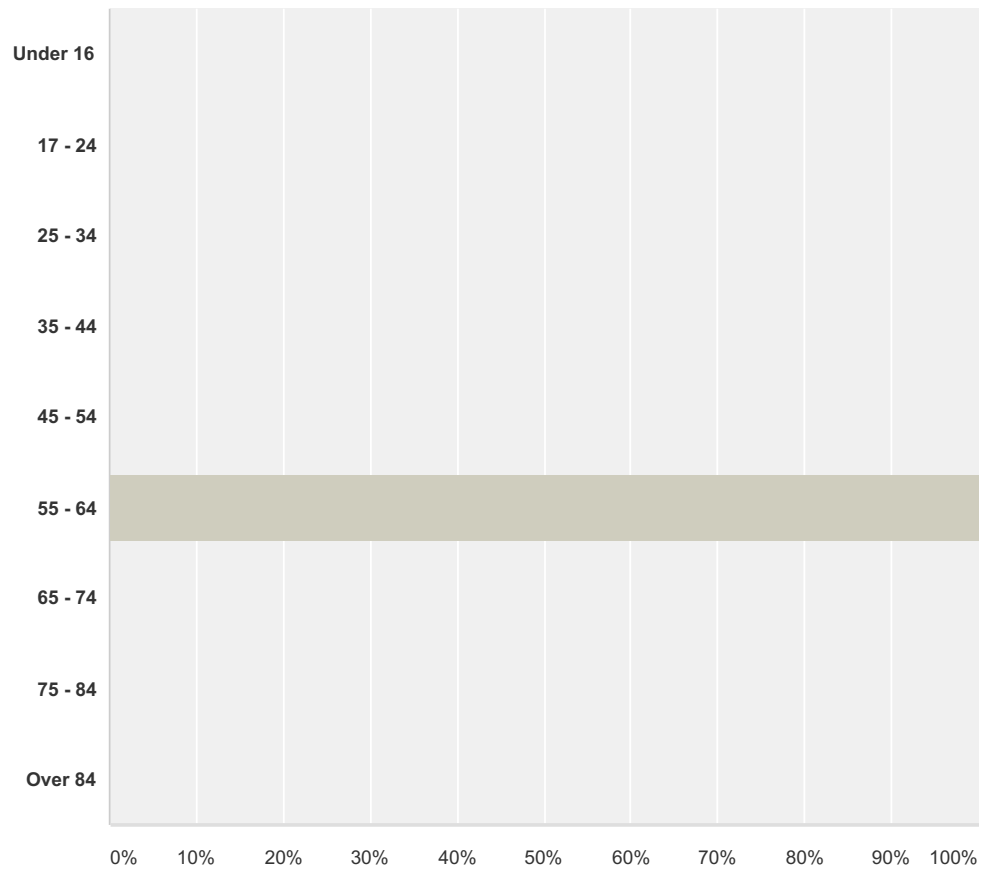
Answered: 1 Skipped: 0



| Answer Choices | Responses |
|----------------|-----------|
| Male | 0.00% 0 |
| Female | 100.00% 1 |
| Total | 1 |

Q6 Age

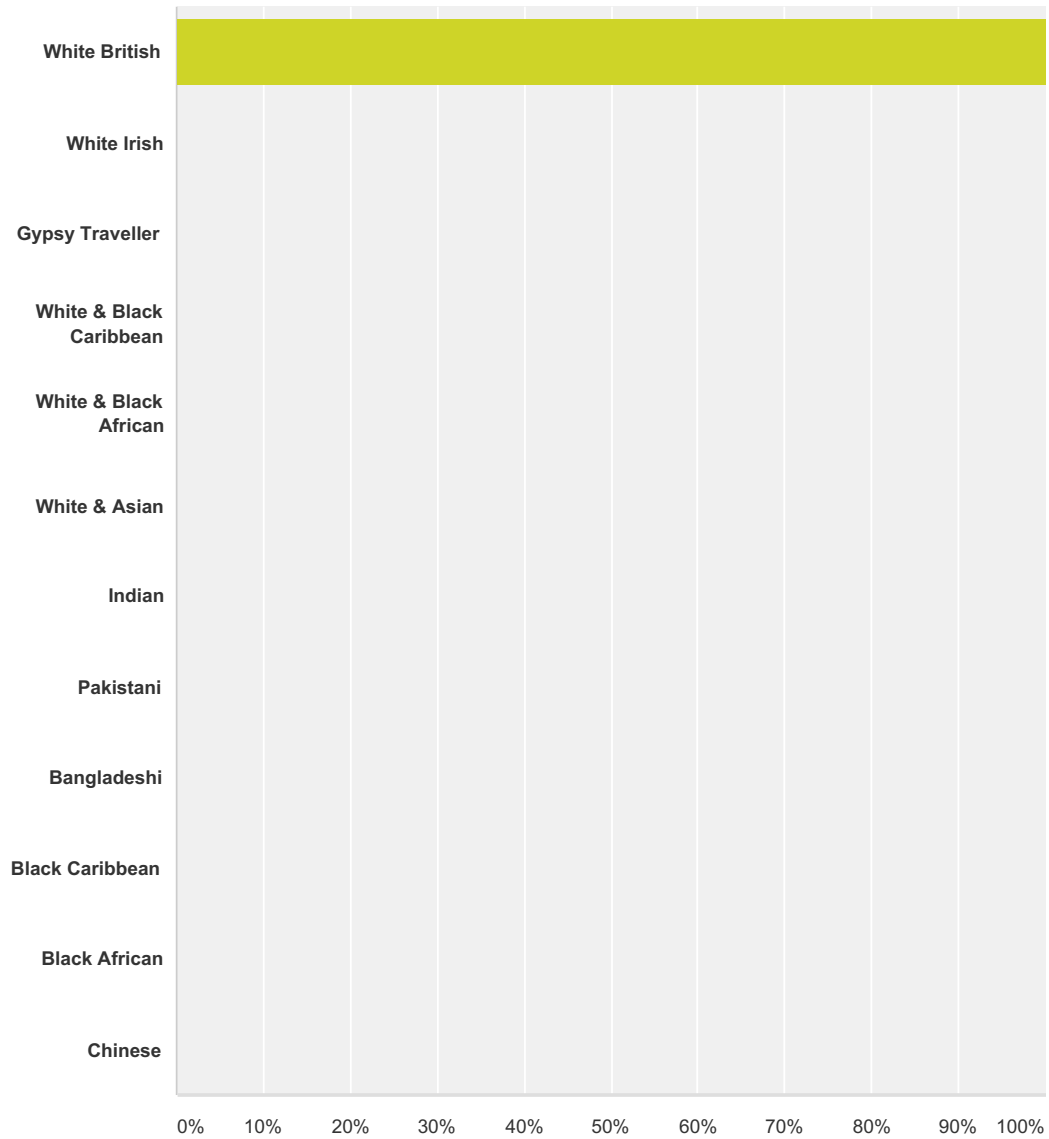
Answered: 1 Skipped: 0



| Answer Choices | Responses |
|----------------|-----------|
| Under 16 | 0.00% 0 |
| 17 - 24 | 0.00% 0 |
| 25 - 34 | 0.00% 0 |
| 35 - 44 | 0.00% 0 |
| 45 - 54 | 0.00% 0 |
| 55 - 64 | 100.00% 1 |
| 65 - 74 | 0.00% 0 |
| 75 - 84 | 0.00% 0 |
| Over 84 | 0.00% 0 |
| Total | 1 |

Q7 Ethnicity

Answered: 1 Skipped: 0



| Answer Choices | Responses |
|-------------------------|-----------|
| White British | 100.00% 1 |
| White Irish | 0.00% 0 |
| Gypsy Traveller | 0.00% 0 |
| White & Black Caribbean | 0.00% 0 |
| White & Black African | 0.00% 0 |
| White & Asian | 0.00% 0 |
| Indian | 0.00% 0 |
| Pakistani | 0.00% 0 |

| | | |
|-----------------|-------|----------|
| Bangladeshi | 0.00% | 0 |
| Black Caribbean | 0.00% | 0 |
| Black African | 0.00% | 0 |
| Chinese | 0.00% | 0 |
| Total | | 1 |