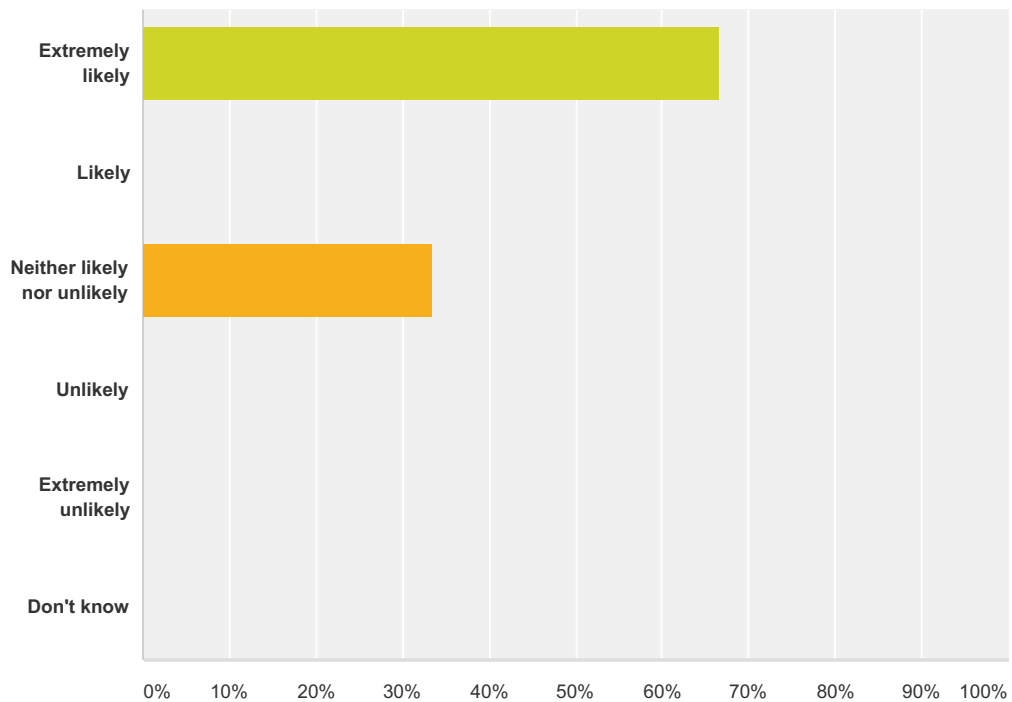


Q1 How likely are you to recommend our GP practice to friends and family if the needed similar care or treatment?

Answered: 3 Skipped: 0



Answer Choices	Responses	Count
Extremely likely	66.67%	2
Likely	0.00%	0
Neither likely nor unlikely	33.33%	1
Unlikely	0.00%	0
Extremely unlikely	0.00%	0
Don't know	0.00%	0
Total		3

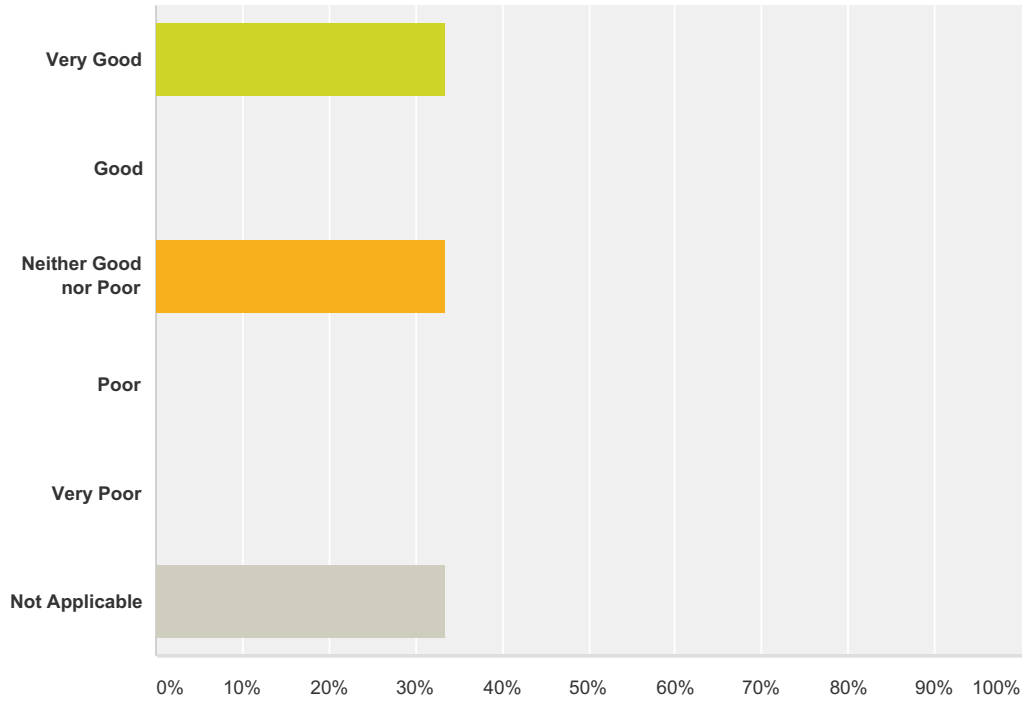
Due to the nature of our survey program we are unable to show comments at this time. We would like to thank our patients for taking part in the survey

Q2 If we could change one thing about your care or treatment to improve your experience what would it be?

Answered: 3 Skipped: 0

Q3 If you have contacted the out of hours service within the last 12 months when the practice was closed, how would you rate your experience?

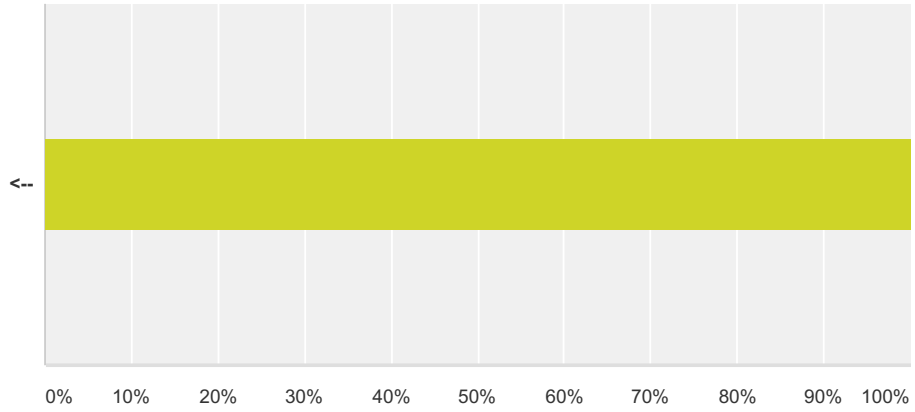
Answered: 3 Skipped: 0



Answer Choices	Responses
Very Good	33.33% 1
Good	0.00% 0
Neither Good nor Poor	33.33% 1
Poor	0.00% 0
Very Poor	0.00% 0
Not Applicable	33.33% 1
Total	3

Q4 Please tick this box if you do NOT wish your comments to be made public

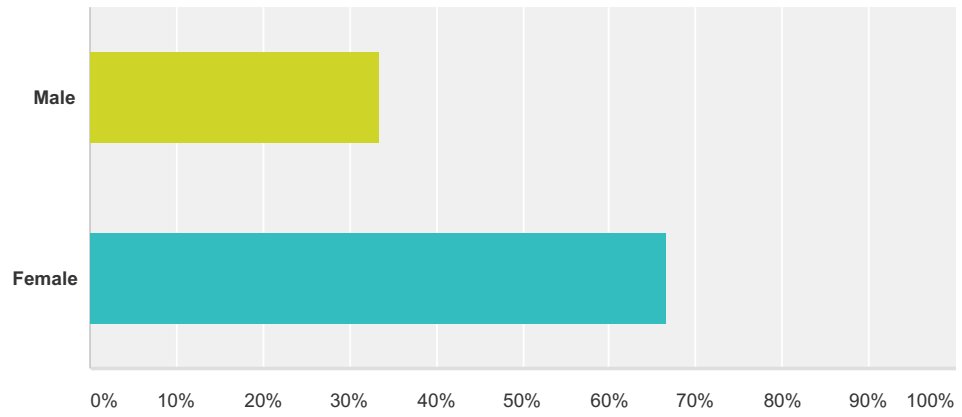
Answered: 1 Skipped: 2



Answer Choices	Responses
<--	100.00% 1
Total	1

Q5 Are you?

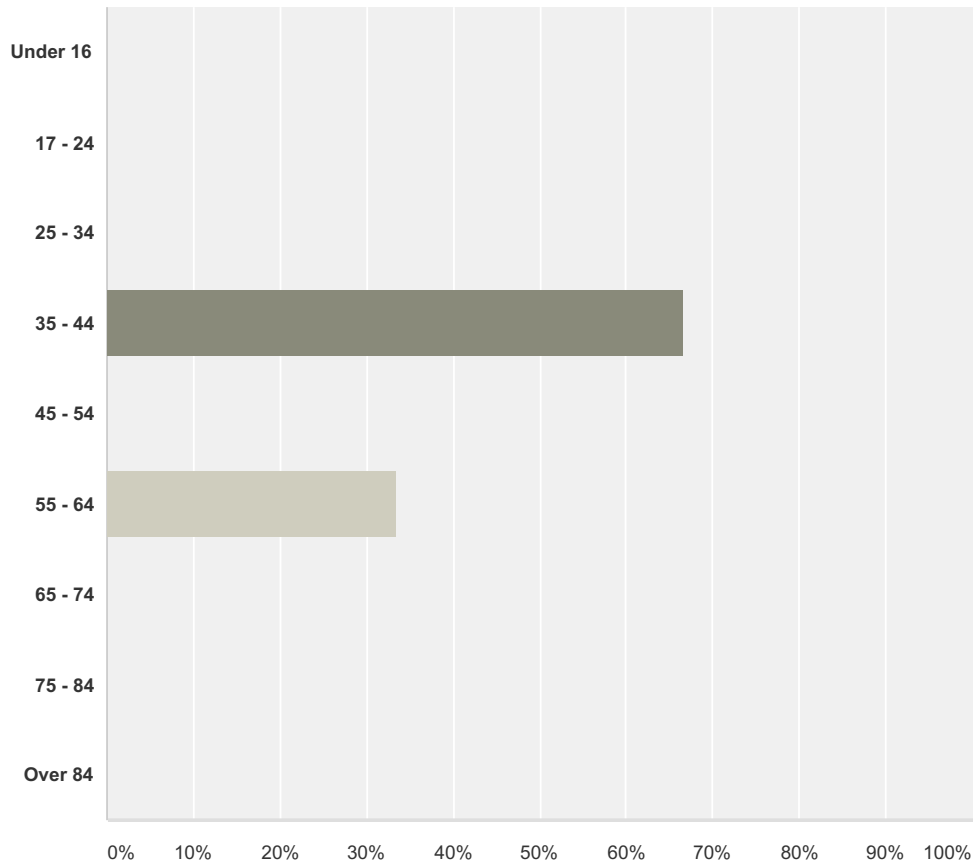
Answered: 3 Skipped: 0



Answer Choices	Responses
Male	33.33% 1
Female	66.67% 2
Total	3

Q6 Age

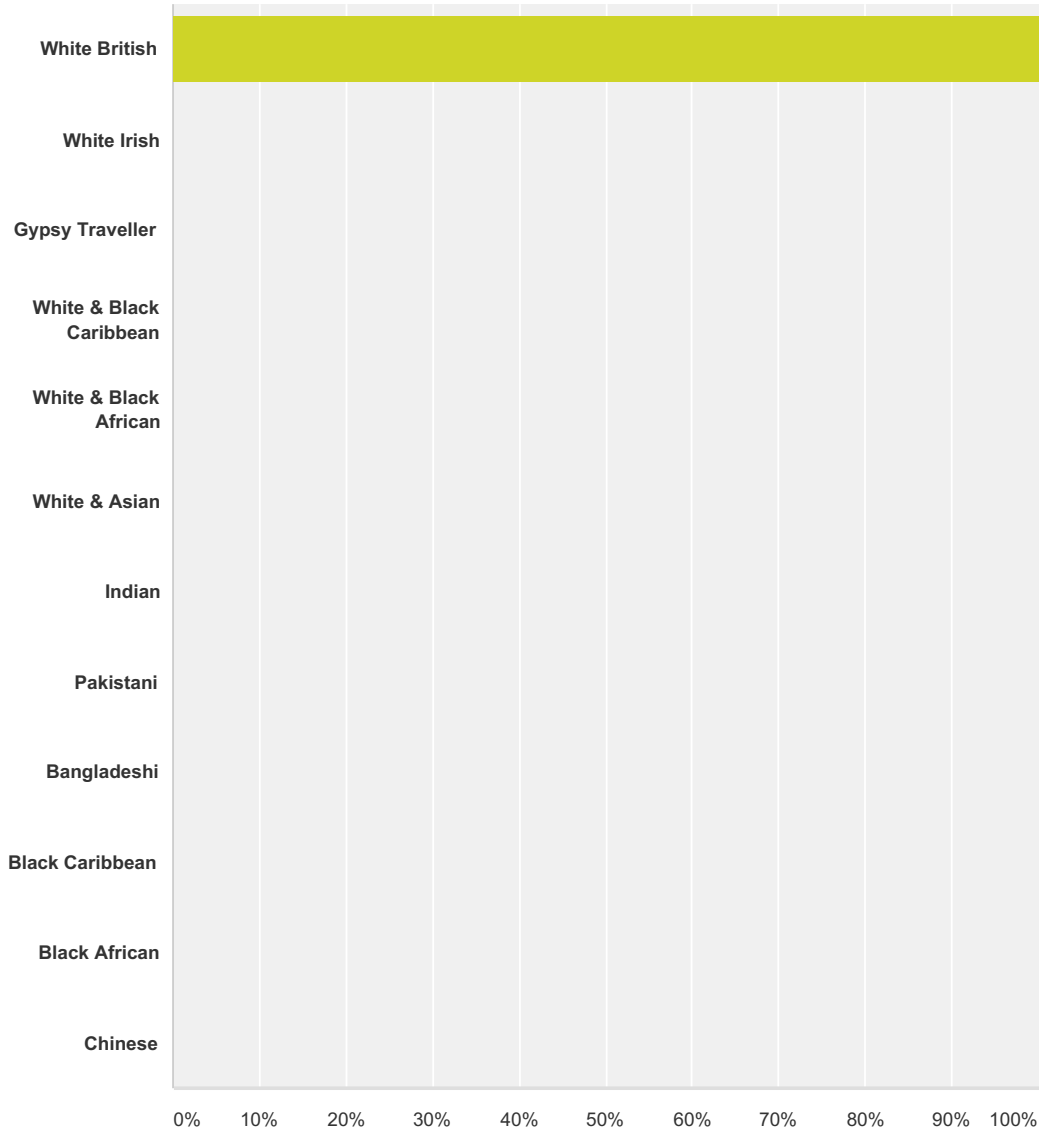
Answered: 3 Skipped: 0



Answer Choices	Responses
Under 16	0.00% 0
17 - 24	0.00% 0
25 - 34	0.00% 0
35 - 44	66.67% 2
45 - 54	0.00% 0
55 - 64	33.33% 1
65 - 74	0.00% 0
75 - 84	0.00% 0
Over 84	0.00% 0
Total	3

Q7 Ethnicity

Answered: 3 Skipped: 0



Answer Choices	Responses
White British	100.00% 3
White Irish	0.00% 0
Gypsy Traveller	0.00% 0
White & Black Caribbean	0.00% 0
White & Black African	0.00% 0
White & Asian	0.00% 0
Indian	0.00% 0
Pakistani	0.00% 0
Bangladeshi	0.00% 0
Black Caribbean	0.00% 0

Black African	0.00%	0
Chinese	0.00%	0
Total		3