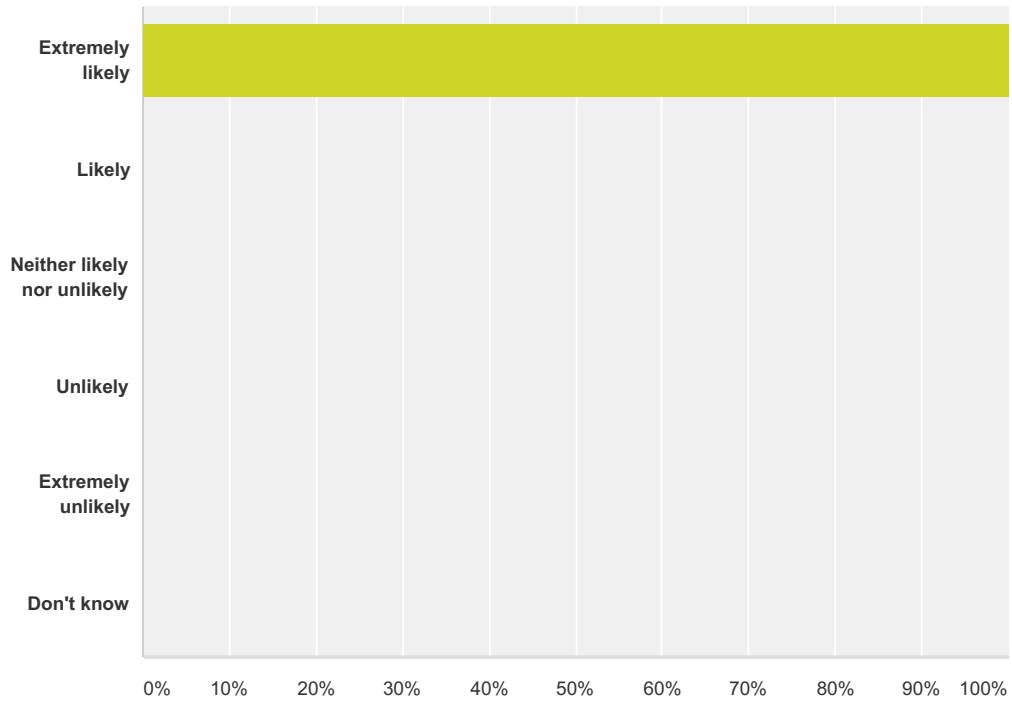


Q1 How likely are you to recommend our GP practice to friends and family if the needed similar care or treatment?

Answered: 2 Skipped: 0



Answer Choices	Responses
Extremely likely	100.00% 2
Likely	0.00% 0
Neither likely nor unlikely	0.00% 0
Unlikely	0.00% 0
Extremely unlikely	0.00% 0
Don't know	0.00% 0
Total	2

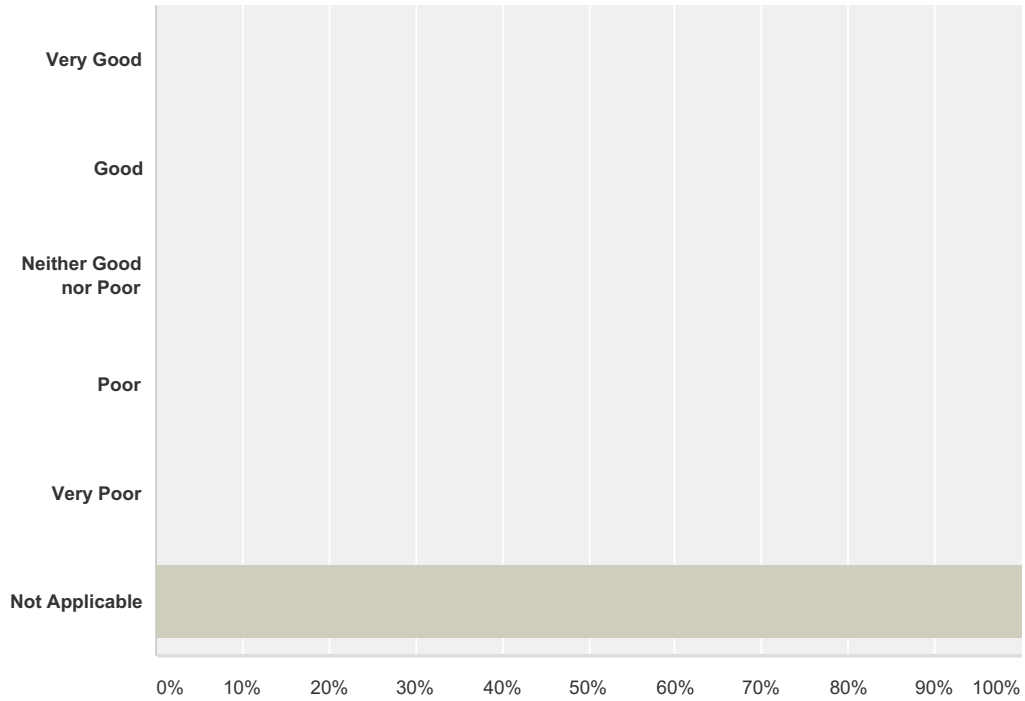
Due to the nature of our survey program we are unable to show comments.
We thank you for the completion of the survey

Q2 If we could change one thing about your care or treatment to improve your experience what would it be?

Answered: 2 Skipped: 0

Q3 If you have contacted the out of hours service within the last 12 months when the practice was closed, how would you rate your experience?

Answered: 2 Skipped: 0



Answer Choices	Responses
Very Good	0.00% 0
Good	0.00% 0
Neither Good nor Poor	0.00% 0
Poor	0.00% 0
Very Poor	0.00% 0
Not Applicable	100.00% 2
Total	2

Q4 Please tick this box if you do NOT wish your comments to be made public

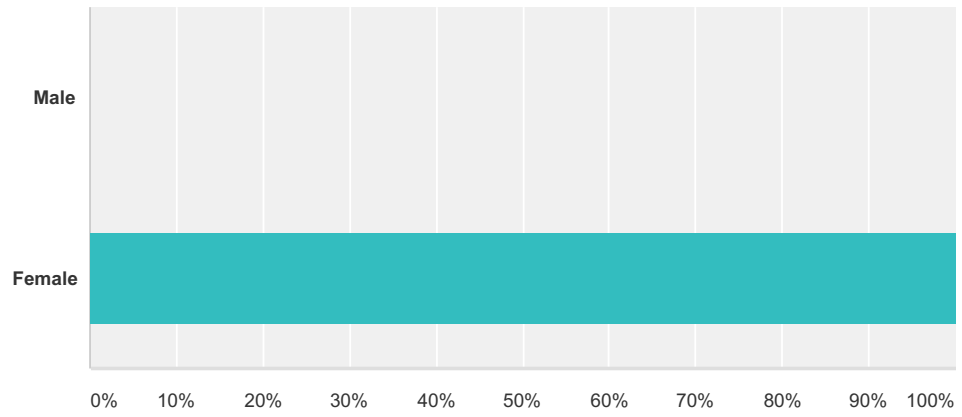
Answered: 0 Skipped: 2

⚠ No matching responses.

Answer Choices	Responses
<--	0.00% 0
Total	0

Q5 Are you?

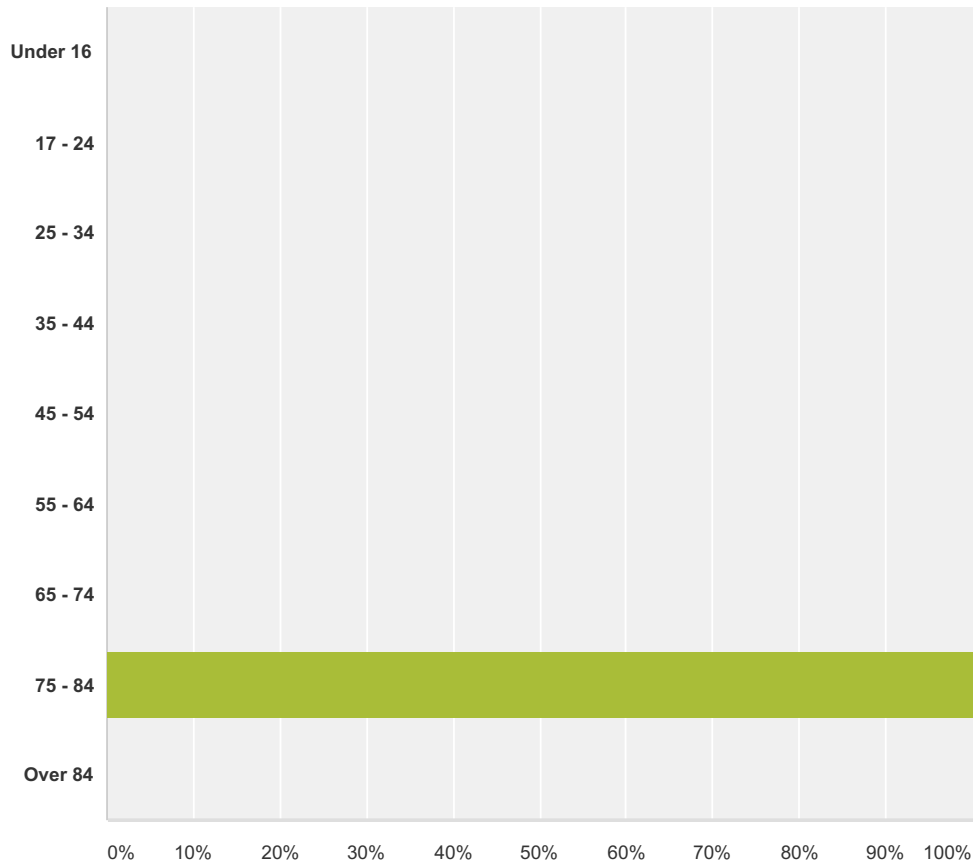
Answered: 2 Skipped: 0



Answer Choices	Responses	Count
Male	0.00%	0
Female	100.00%	2
Total		2

Q6 Age

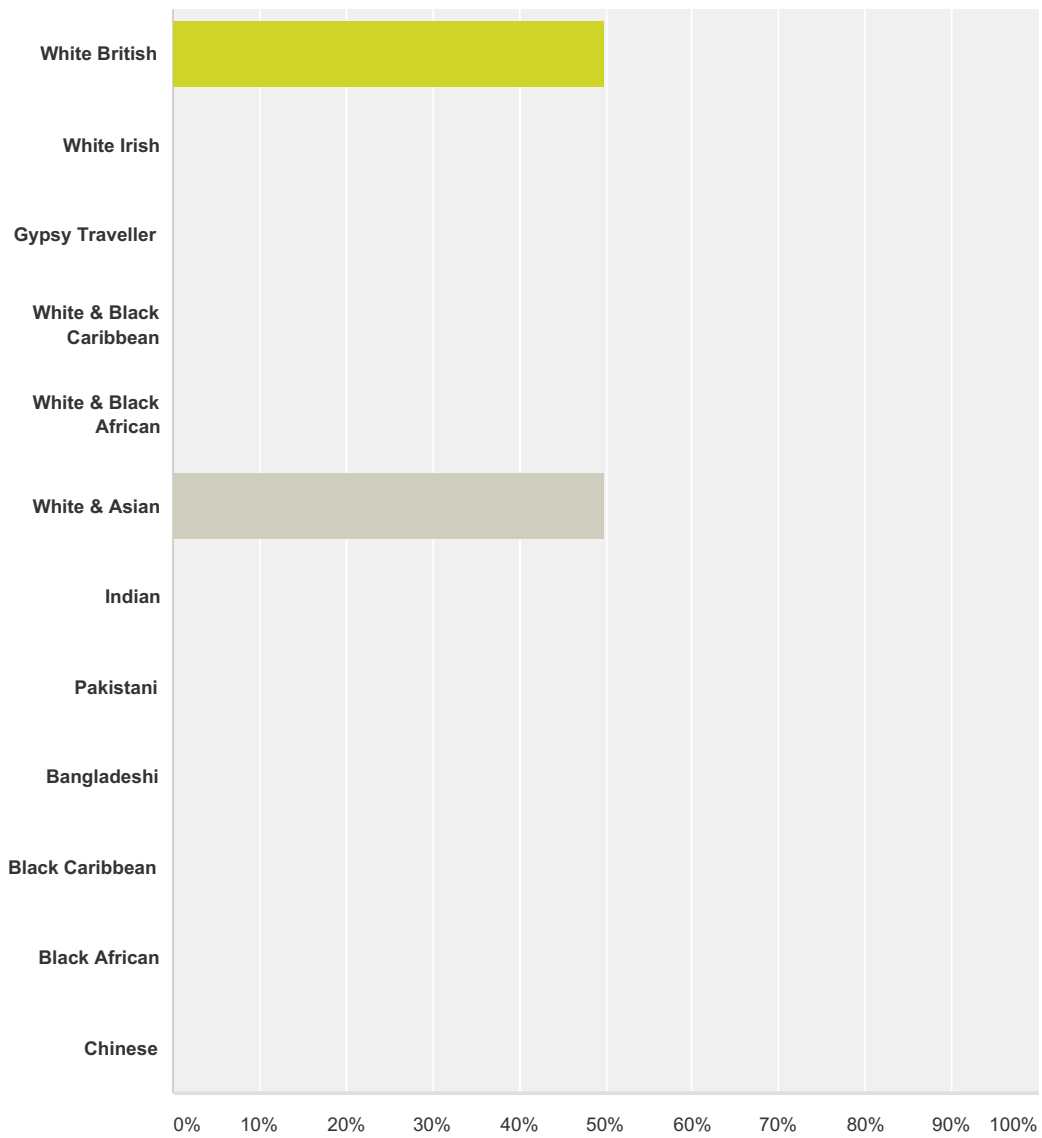
Answered: 2 Skipped: 0



Answer Choices	Responses
Under 16	0.00% 0
17 - 24	0.00% 0
25 - 34	0.00% 0
35 - 44	0.00% 0
45 - 54	0.00% 0
55 - 64	0.00% 0
65 - 74	0.00% 0
75 - 84	100.00% 2
Over 84	0.00% 0
Total	2

Q7 Ethnicity

Answered: 2 Skipped: 0



Answer Choices	Responses
White British	50.00% 1
White Irish	0.00% 0
Gypsy Traveller	0.00% 0
White & Black Caribbean	0.00% 0
White & Black African	0.00% 0
White & Asian	50.00% 1
Indian	0.00% 0
Pakistani	0.00% 0
Bangladeshi	0.00% 0
Black Caribbean	0.00% 0

Black African	0.00%	0
Chinese	0.00%	0
Total		2