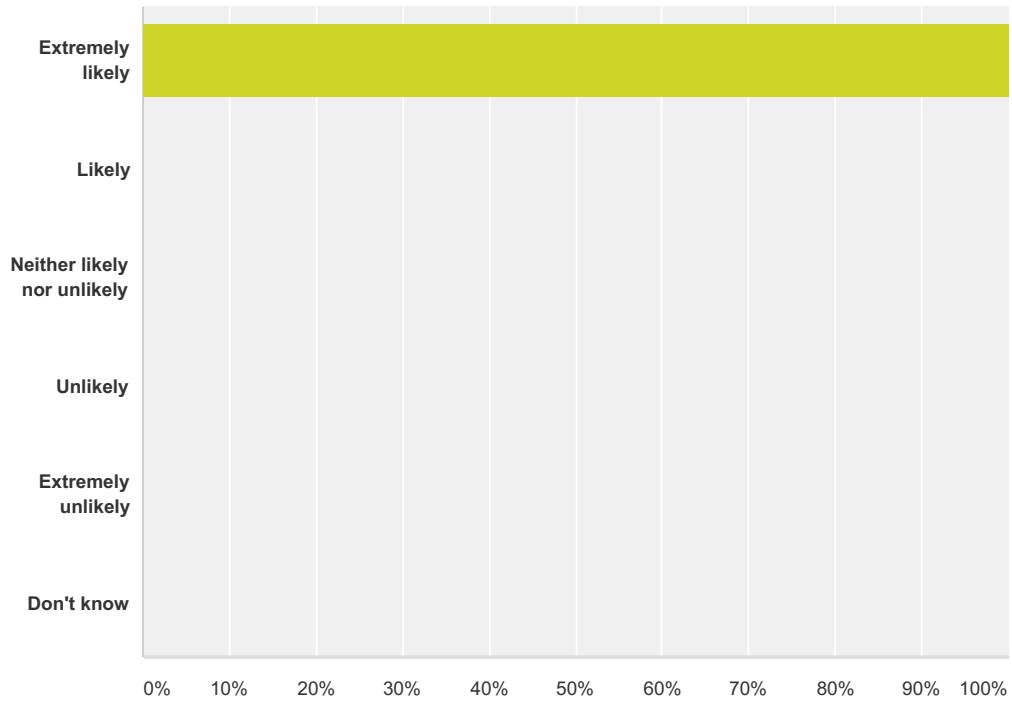


Q1 How likely are you to recommend our GP practice to friends and family if the needed similar care or treatment?

Answered: 65 Skipped: 0



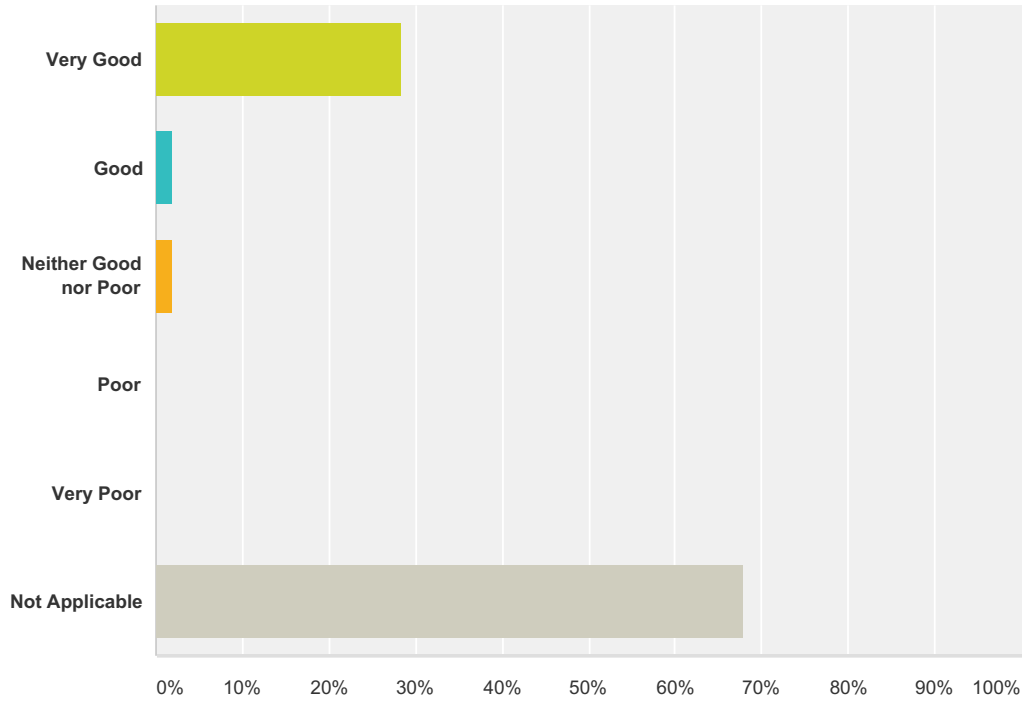
Answer Choices	Responses	Count
Extremely likely	100.00%	65
Likely	0.00%	0
Neither likely nor unlikely	0.00%	0
Unlikely	0.00%	0
Extremely unlikely	0.00%	0
Don't know	0.00%	0
Total		65

Q2 If we could change one thing about your care or treatment to improve your experience what would it be?

Answered: 27 Skipped: 38

Q3 If you have contacted the out of hours service within the last 12 months when the practice was closed, how would you rate your experience?

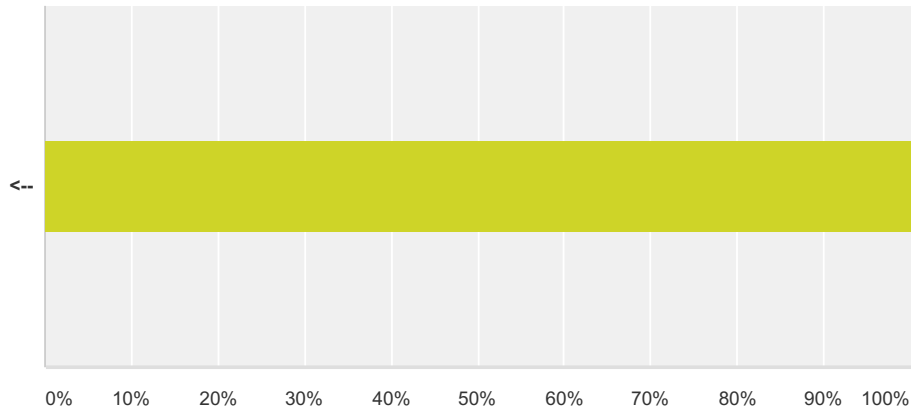
Answered: 53 Skipped: 12



Answer Choices	Responses	Count
Very Good	28.30%	15
Good	1.89%	1
Neither Good nor Poor	1.89%	1
Poor	0.00%	0
Very Poor	0.00%	0
Not Applicable	67.92%	36
Total		53

Q4 Please tick this box if you do NOT wish your comments to be made public

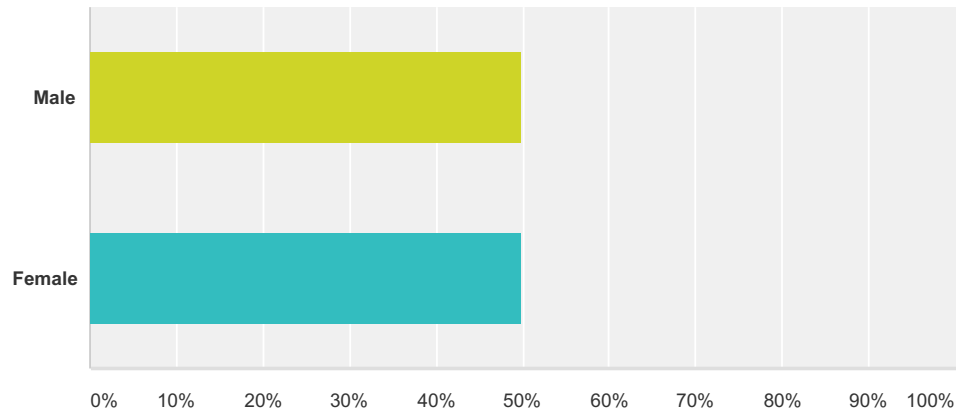
Answered: 7 Skipped: 58



Answer Choices	Responses
<--	100.00% 7
Total	7

Q5 Are you?

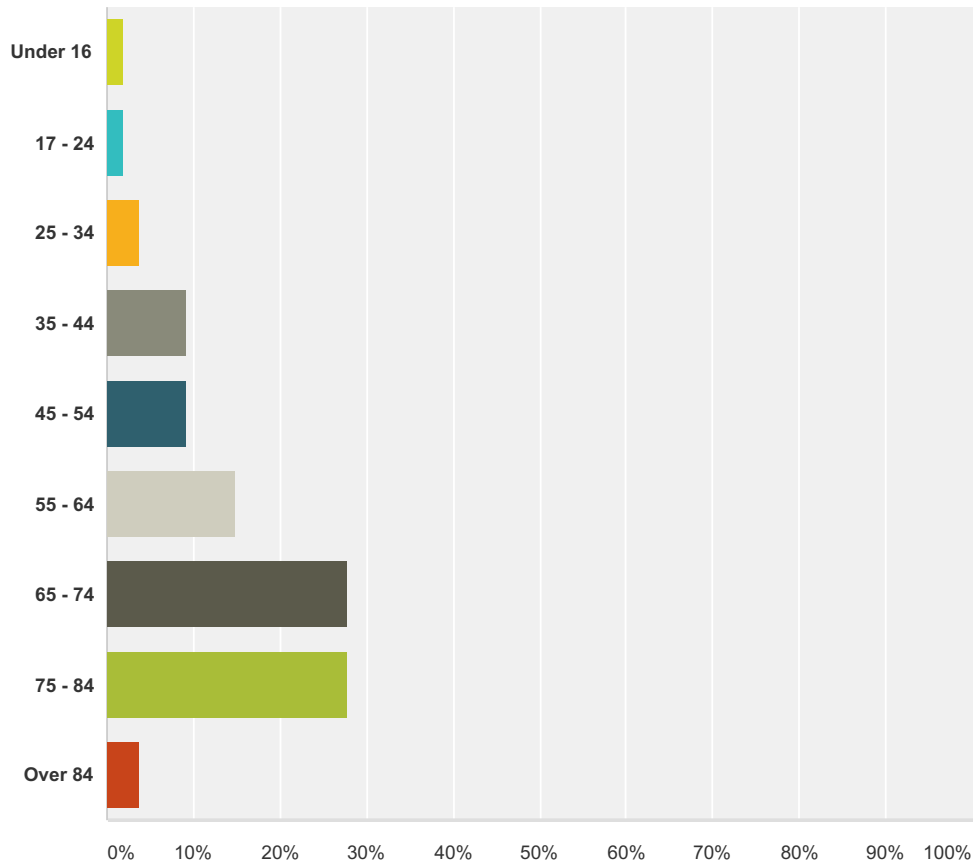
Answered: 44 Skipped: 21



Answer Choices	Responses
Male	50.00% 22
Female	50.00% 22
Total	44

Q6 Age

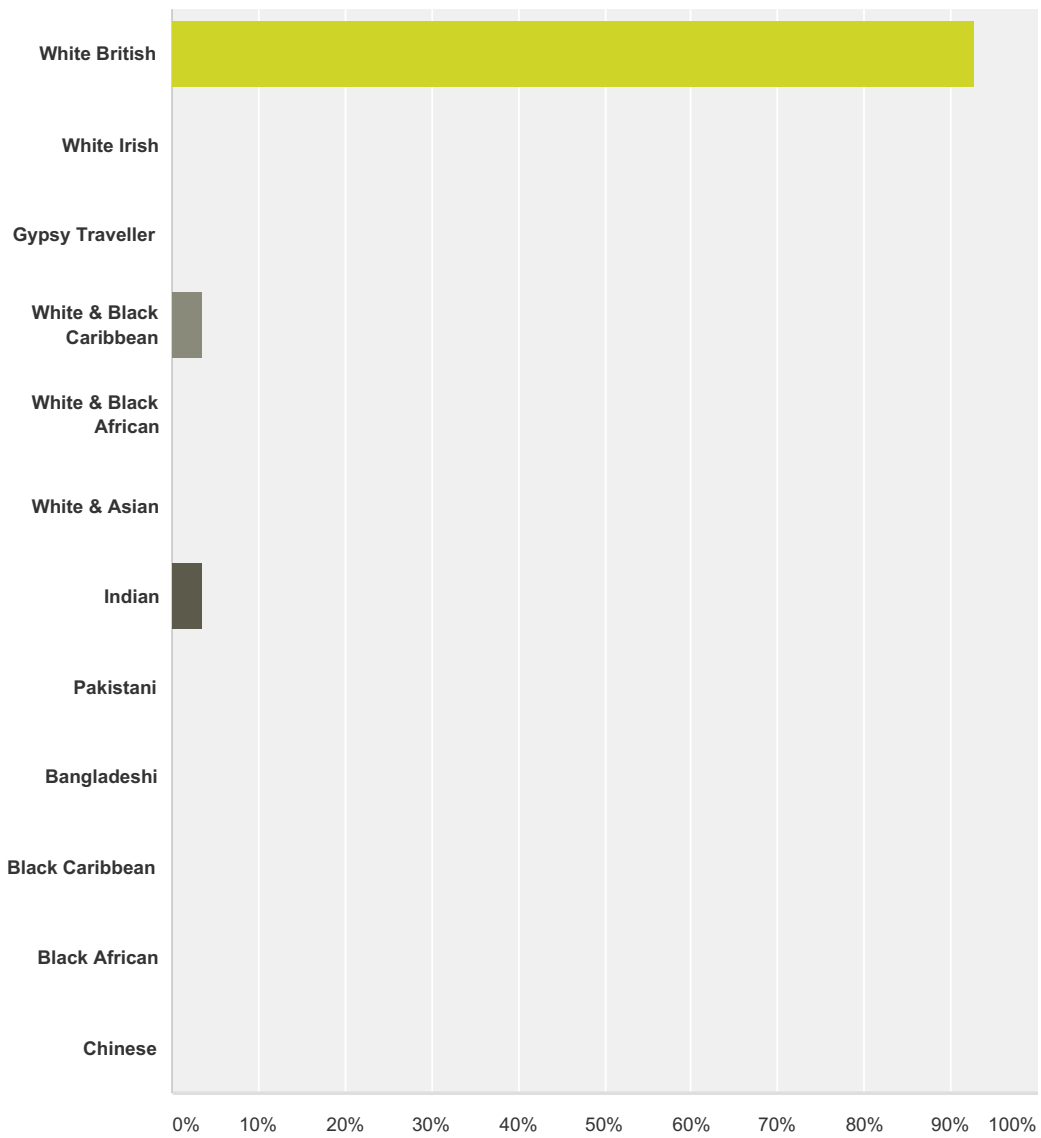
Answered: 54 Skipped: 11



Answer Choices	Responses
Under 16	1.85% 1
17 - 24	1.85% 1
25 - 34	3.70% 2
35 - 44	9.26% 5
45 - 54	9.26% 5
55 - 64	14.81% 8
65 - 74	27.78% 15
75 - 84	27.78% 15
Over 84	3.70% 2
Total	54

Q7 Ethnicity

Answered: 55 Skipped: 10



Answer Choices	Responses
White British	92.73% 51
White Irish	0.00% 0
Gypsy Traveller	0.00% 0
White & Black Caribbean	3.64% 2
White & Black African	0.00% 0
White & Asian	0.00% 0
Indian	3.64% 2
Pakistani	0.00% 0
Bangladeshi	0.00% 0
Black Caribbean	0.00% 0

Black African	0.00%	0
Chinese	0.00%	0
Total		55