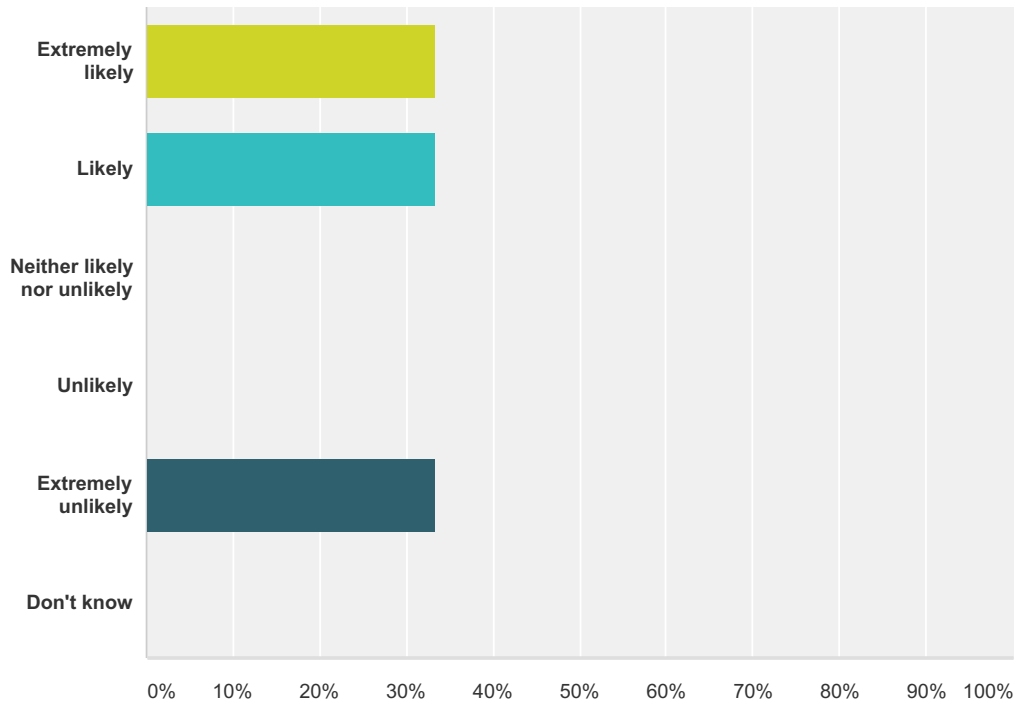


Q1 How likely are you to recommend our GP practice to friends and family if the needed similar care or treatment?

Answered: 3 Skipped: 0



Answer Choices	Responses
Extremely likely	33.33% 1
Likely	33.33% 1
Neither likely nor unlikely	0.00% 0
Unlikely	0.00% 0
Extremely unlikely	33.33% 1
Don't know	0.00% 0
Total	3

Majority of comments were extremely positive.

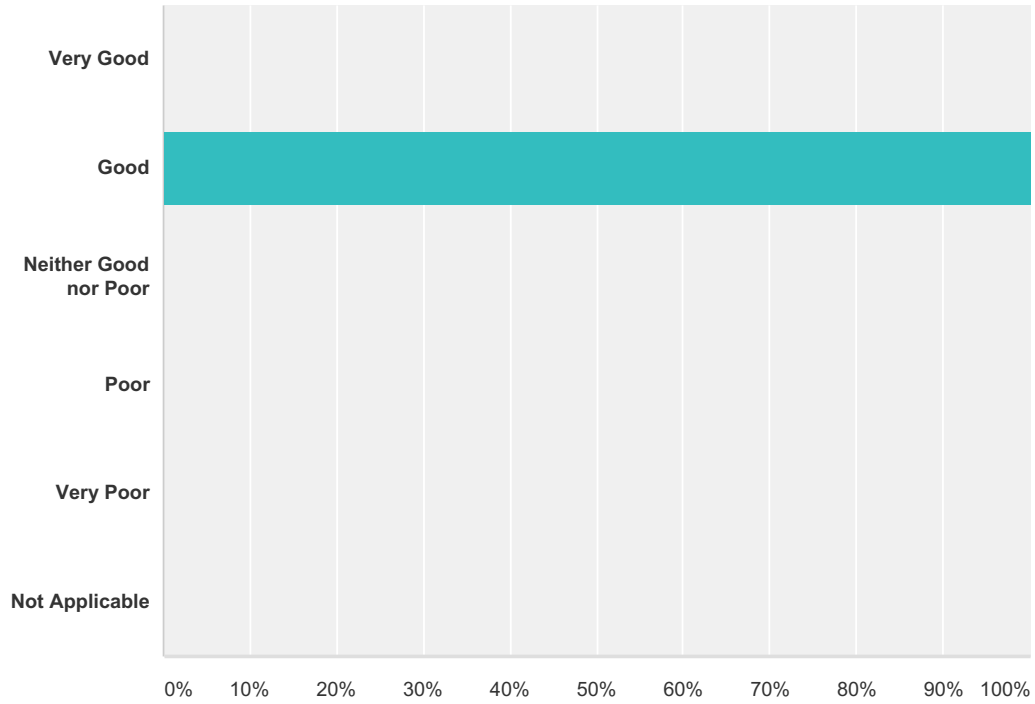
- A comment regarding the appointment system was made. We are constantly reviewing the appointment system.
- Saturday appointments are available for working people. These are held at another surgery but can be booked by us. This is a pilot so you may be asked to complete forms on arrival for your appointment.
- Summary care record is available online but you must complete the registration form and bring along ID to the surgery before you can access it. Once forms are received access takes 48 working hours.
- A comment was also made regarding the SMS text messaging regarding appointments, we are unable to send the appointment time as the messages are sent automatically by the computer system and does not allow for this at the moment.

Q2 If we could change one thing about your care or treatment to improve your experience what would it be?

Answered: 3 Skipped: 0

Q3 If you have contacted the out of hours service within the last 12 months when the practice was closed, how would you rate your experience?

Answered: 1 Skipped: 2



Answer Choices	Responses
Very Good	0.00% 0
Good	100.00% 1
Neither Good nor Poor	0.00% 0
Poor	0.00% 0
Very Poor	0.00% 0
Not Applicable	0.00% 0
Total	1

Q4 Please tick this box if you do NOT wish your comments to be made public

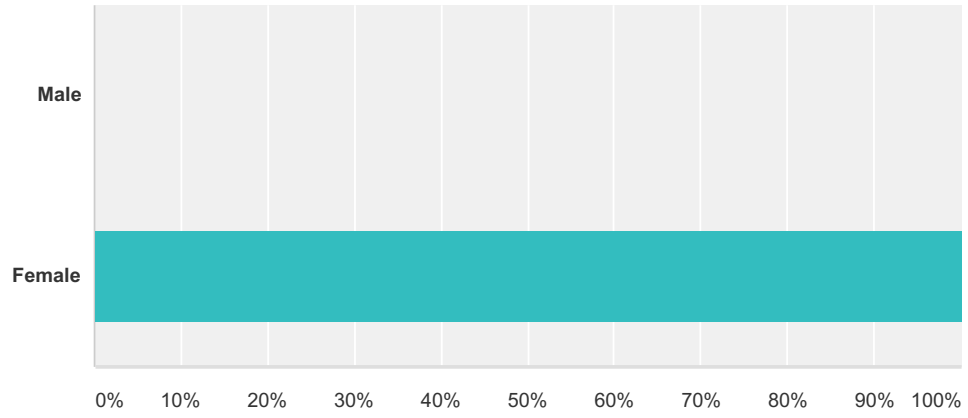
Answered: 0 Skipped: 3

! No matching responses.

Answer Choices	Responses
<--	0.00% 0
Total	0

Q5 Are you?

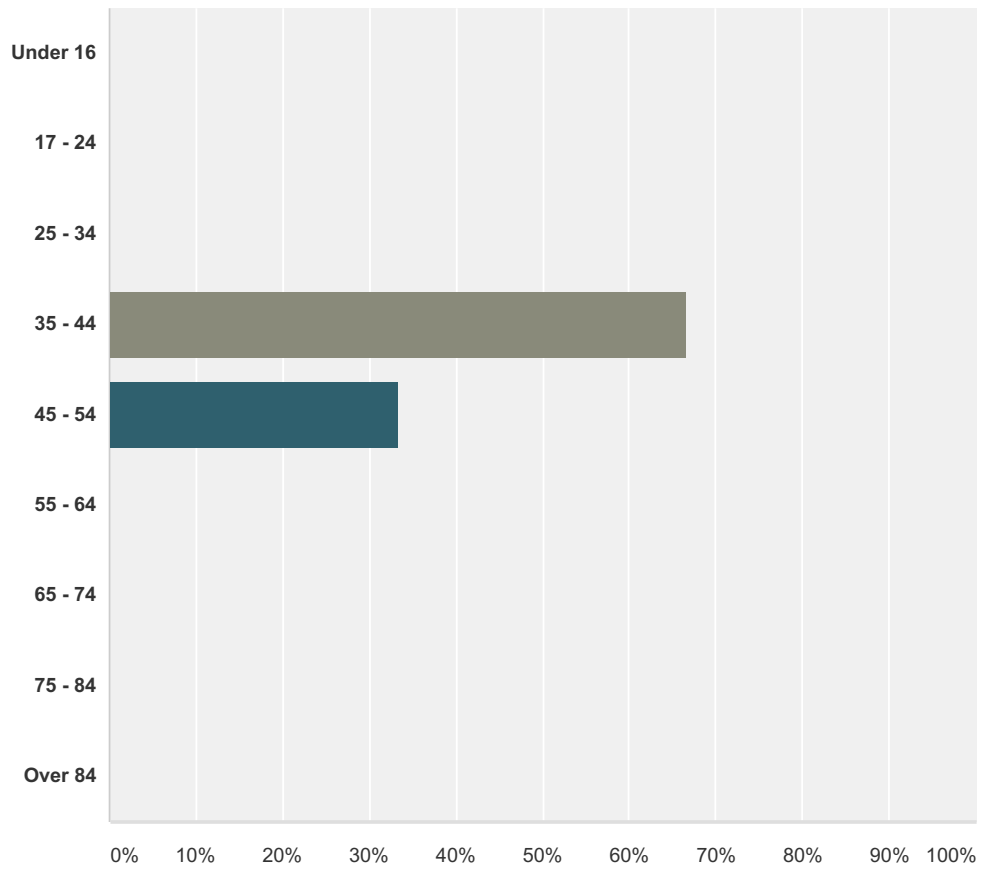
Answered: 2 Skipped: 1



Answer Choices	Responses
Male	0.00% 0
Female	100.00% 2
Total	2

Q6 Age

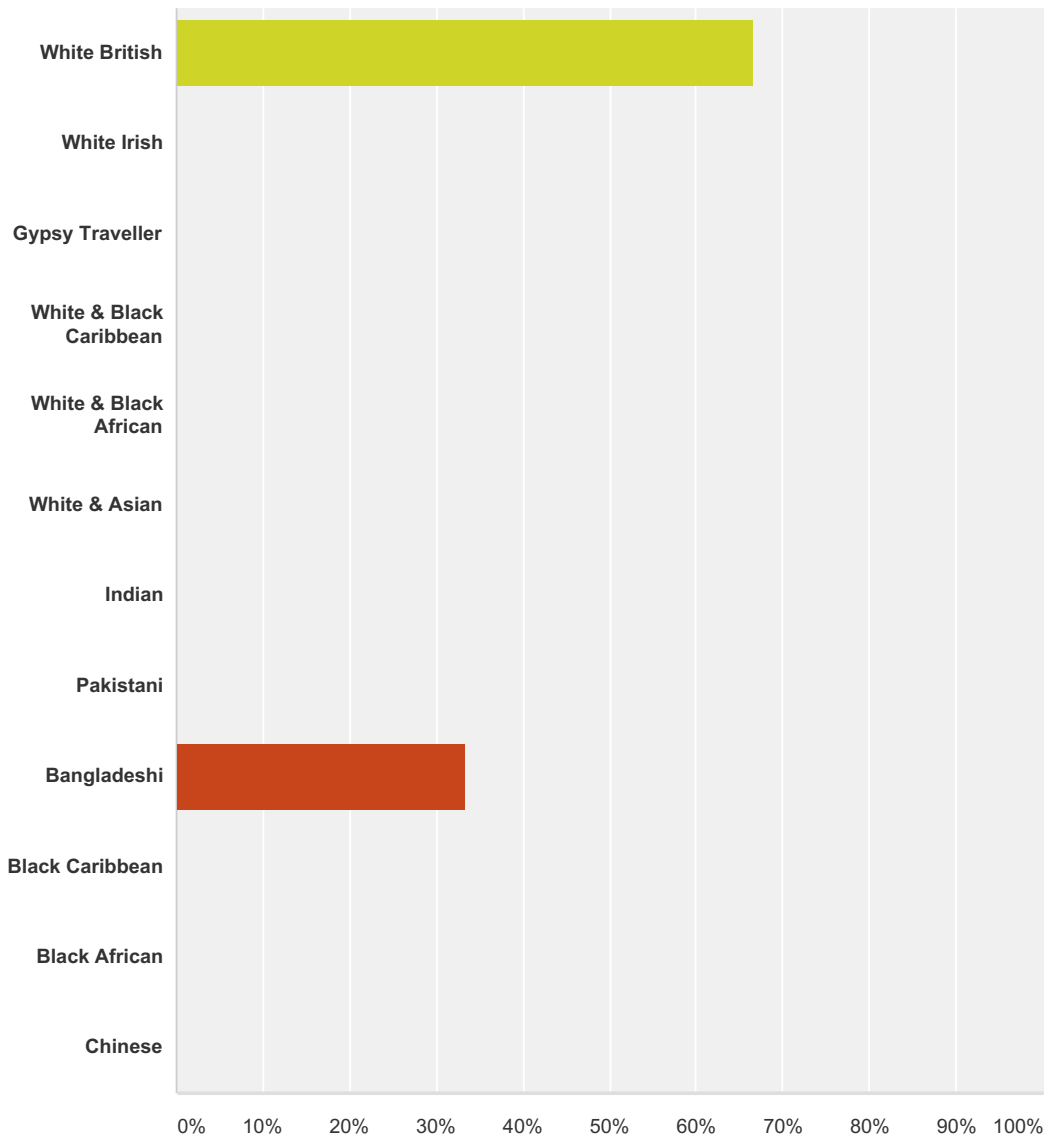
Answered: 3 Skipped: 0



Answer Choices	Responses
Under 16	0.00% 0
17 - 24	0.00% 0
25 - 34	0.00% 0
35 - 44	66.67% 2
45 - 54	33.33% 1
55 - 64	0.00% 0
65 - 74	0.00% 0
75 - 84	0.00% 0
Over 84	0.00% 0
Total	3

Q7 Ethnicity

Answered: 3 Skipped: 0



Answer Choices	Responses
White British	66.67% 2
White Irish	0.00% 0
Gypsy Traveller	0.00% 0
White & Black Caribbean	0.00% 0
White & Black African	0.00% 0
White & Asian	0.00% 0
Indian	0.00% 0
Pakistani	0.00% 0
Bangladeshi	33.33% 1
Black Caribbean	0.00% 0

Black African	0.00%	0
Chinese	0.00%	0
Total		3