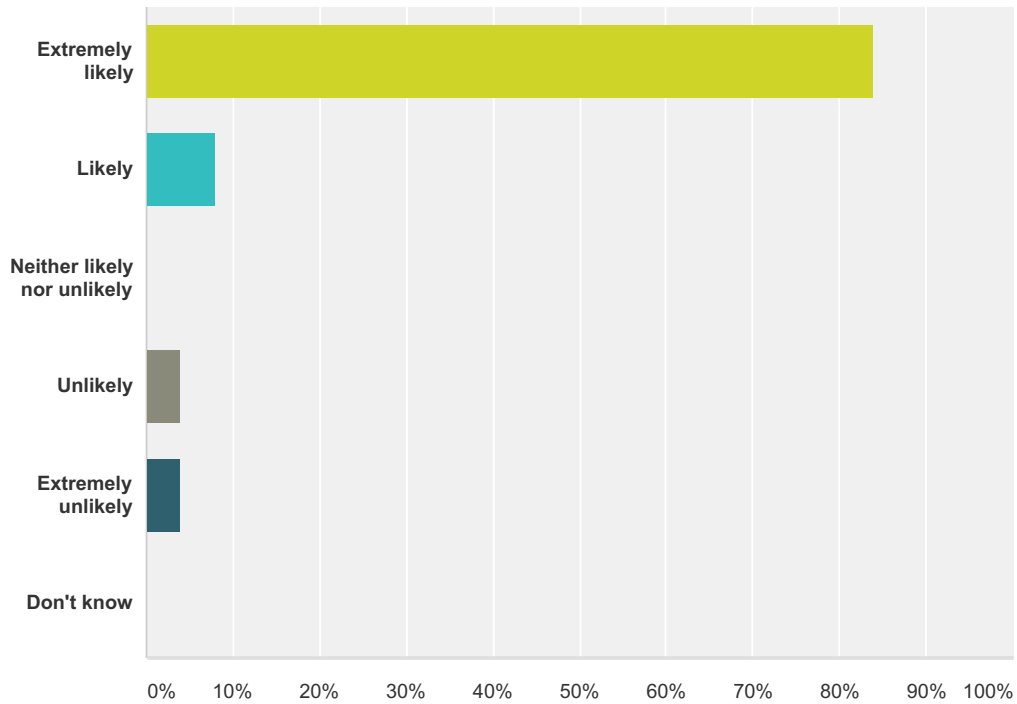


Q1 How likely are you to recommend our GP practice to friends and family if the needed similar care or treatment?

Answered: 25 Skipped: 1



Answer Choices	Responses
Extremely likely	84.00% 21
Likely	8.00% 2
Neither likely nor unlikely	0.00% 0
Unlikely	4.00% 1
Extremely unlikely	4.00% 1
Don't know	0.00% 0
Total	25

Unfortunately some patients did not want their comments published even though they were positive. We are unable to separate the comments at the moment due to the software that we have so unfortunately none have been published. We are looking into solving this problem.

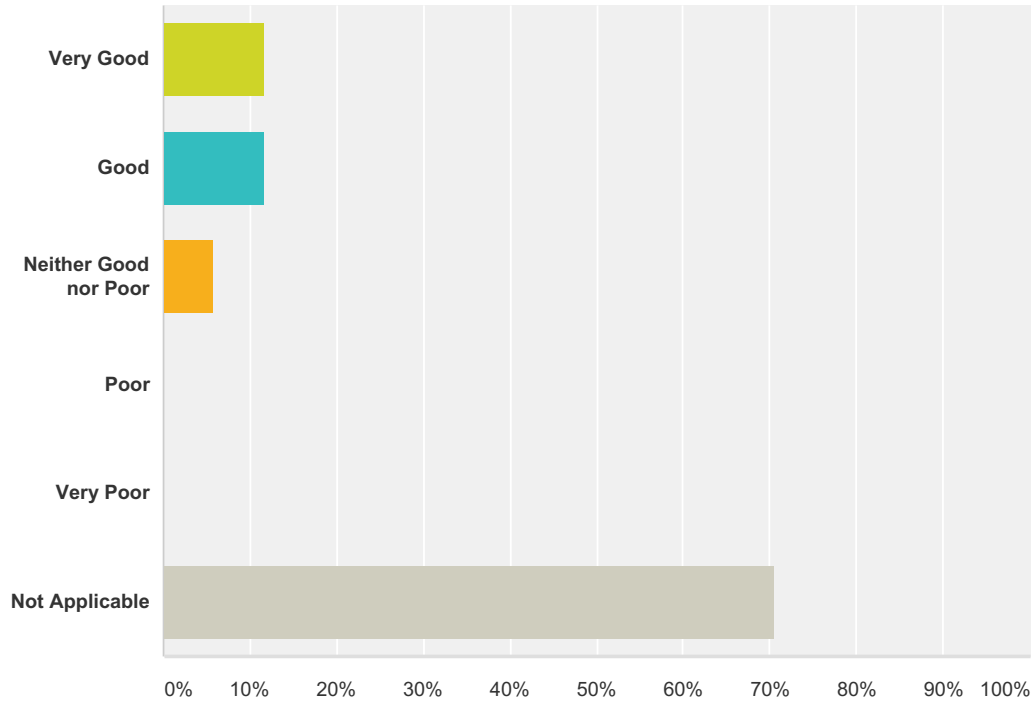
Majority of comments were extremely positive, a few comments around the appointment system, which we are looking at all the time. We have recently employed a Nurse Practitioner which will hopefully make a difference.

Q2 If we could change one thing about your care or treatment to improve your experience what would it be?

Answered: 15 Skipped: 11

Q3 If you have contacted the out of hours service within the last 12 months when the practice was closed, how would you rate your experience?

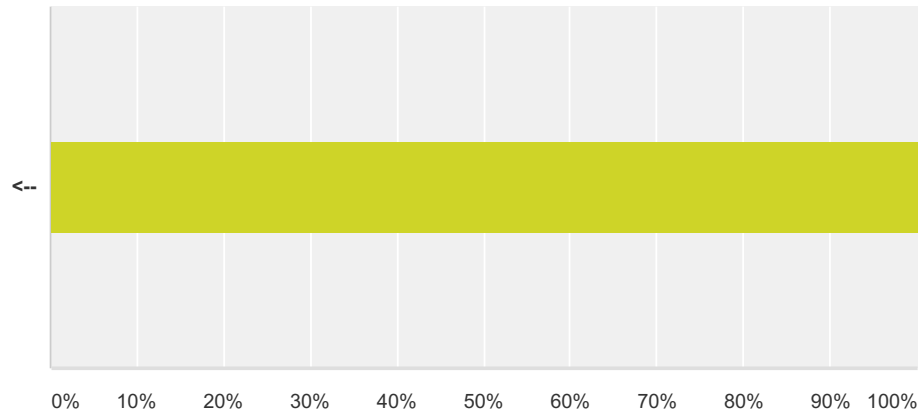
Answered: 17 Skipped: 9



Answer Choices	Responses
Very Good	11.76% 2
Good	11.76% 2
Neither Good nor Poor	5.88% 1
Poor	0.00% 0
Very Poor	0.00% 0
Not Applicable	70.59% 12
Total	17

Q4 Please tick this box if you do NOT wish your comments to be made public

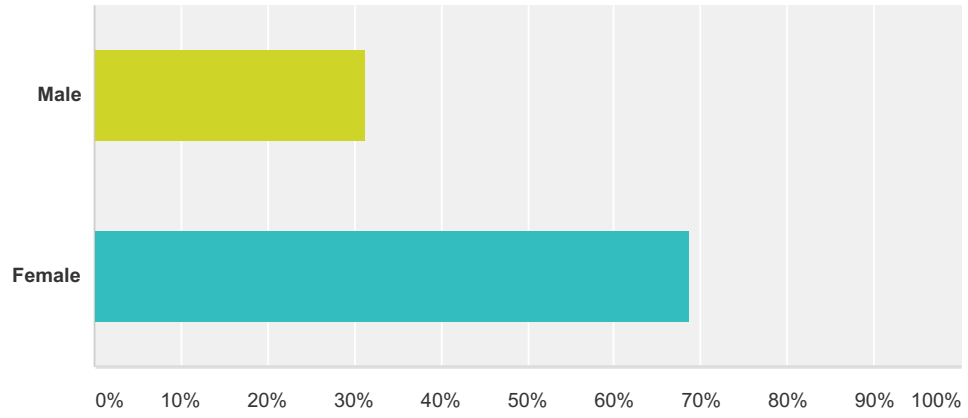
Answered: 2 Skipped: 24



Answer Choices	Responses
<--	100.00% 2
Total	2

Q5 Are you?

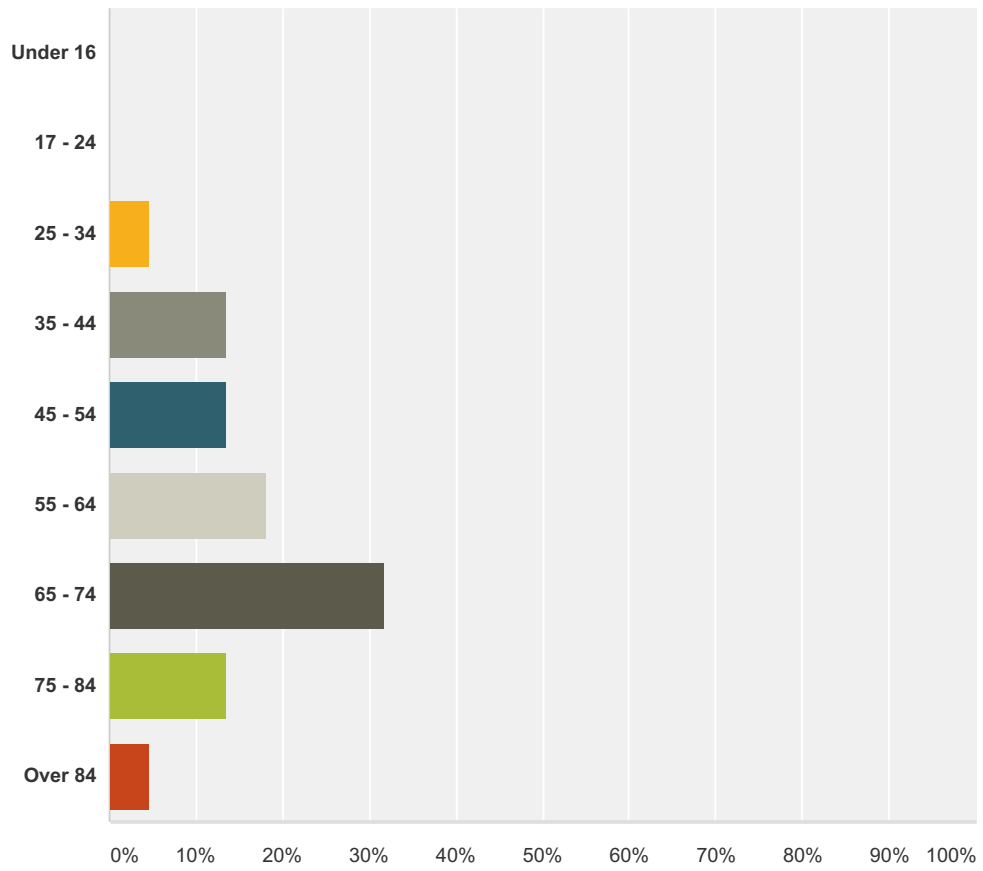
Answered: 16 Skipped: 10



Answer Choices	Responses
Male	31.25% 5
Female	68.75% 11
Total	16

Q6 Age

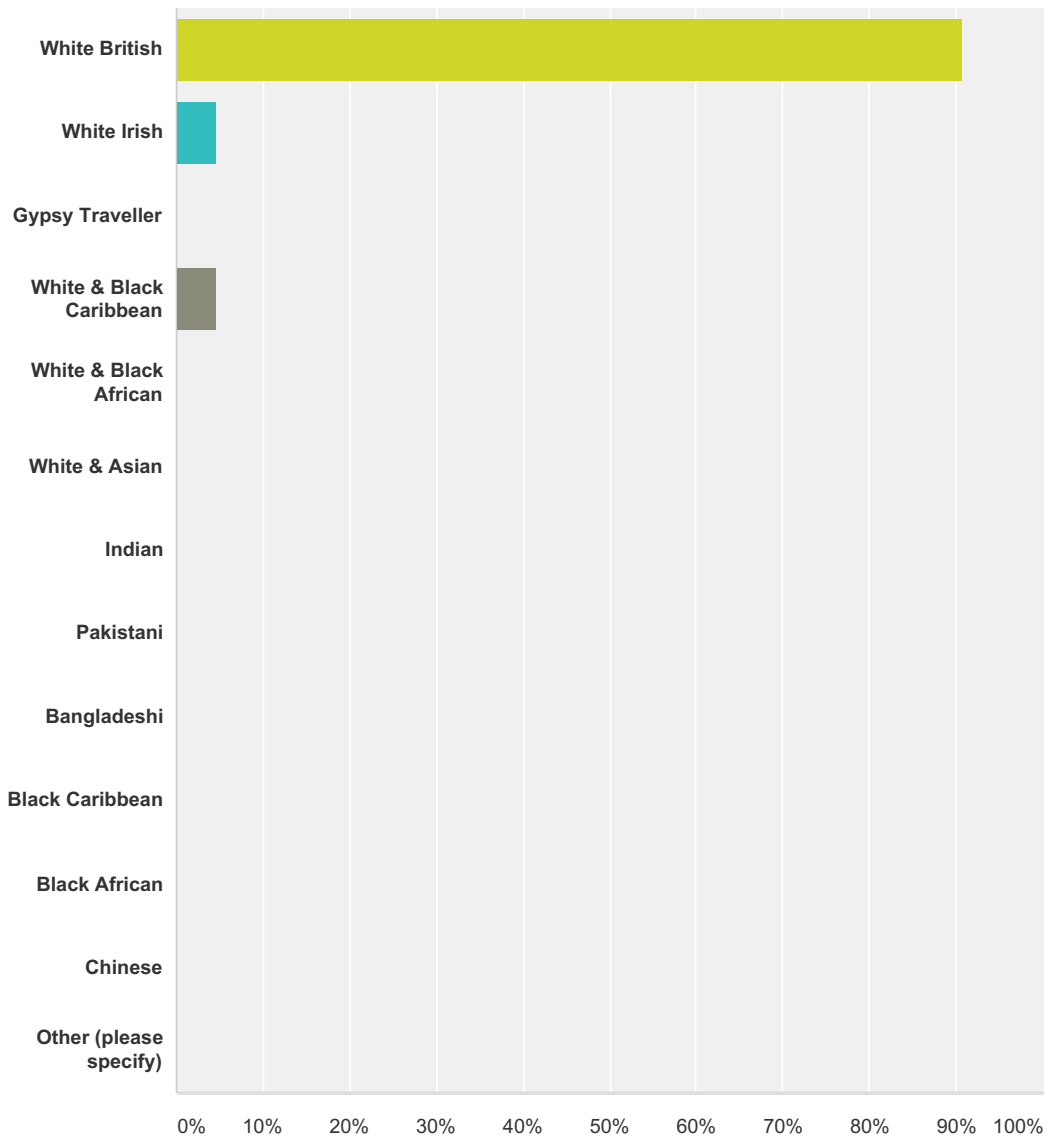
Answered: 22 Skipped: 4



Answer Choices	Responses
Under 16	0.00% 0
17 - 24	0.00% 0
25 - 34	4.55% 1
35 - 44	13.64% 3
45 - 54	13.64% 3
55 - 64	18.18% 4
65 - 74	31.82% 7
75 - 84	13.64% 3
Over 84	4.55% 1
Total	22

Q7 Ethnicity

Answered: 22 Skipped: 4



Answer Choices	Responses
White British	90.91% 20
White Irish	4.55% 1
Gypsy Traveller	0.00% 0
White & Black Caribbean	4.55% 1
White & Black African	0.00% 0
White & Asian	0.00% 0
Indian	0.00% 0
Pakistani	0.00% 0
Bangladeshi	0.00% 0
Black Caribbean	0.00% 0

Black African	0.00%	0
Chinese	0.00%	0
Other (please specify)	0.00%	0
Total		22