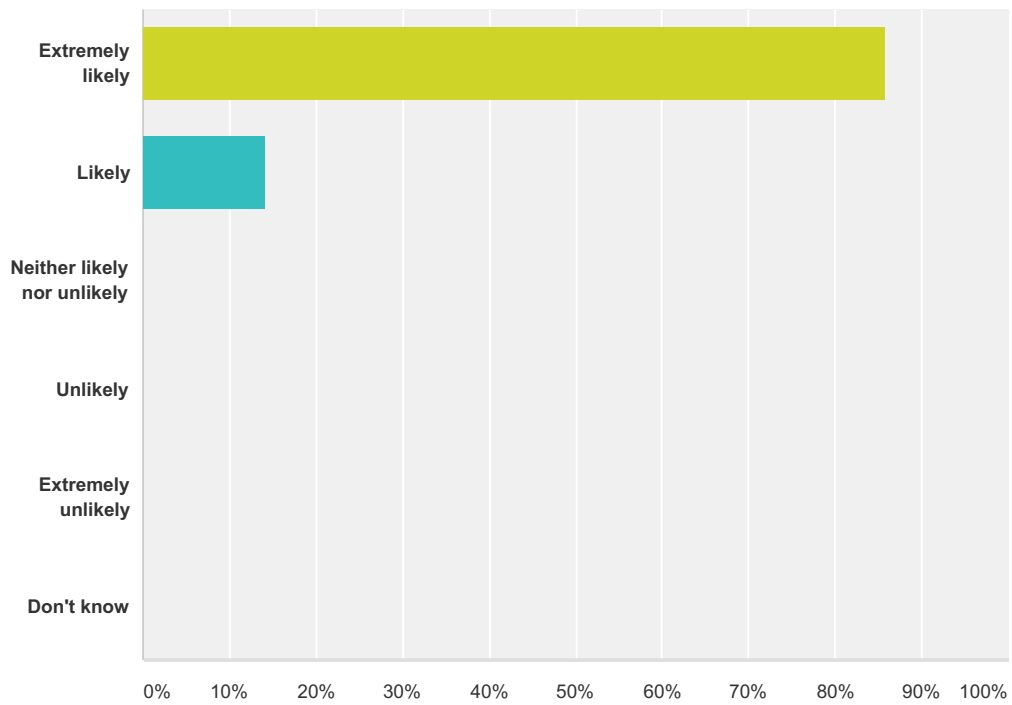


Q1 How likely are you to recommend our GP practice to friends and family if the needed similar care or treatment?

Answered: 28 Skipped: 1



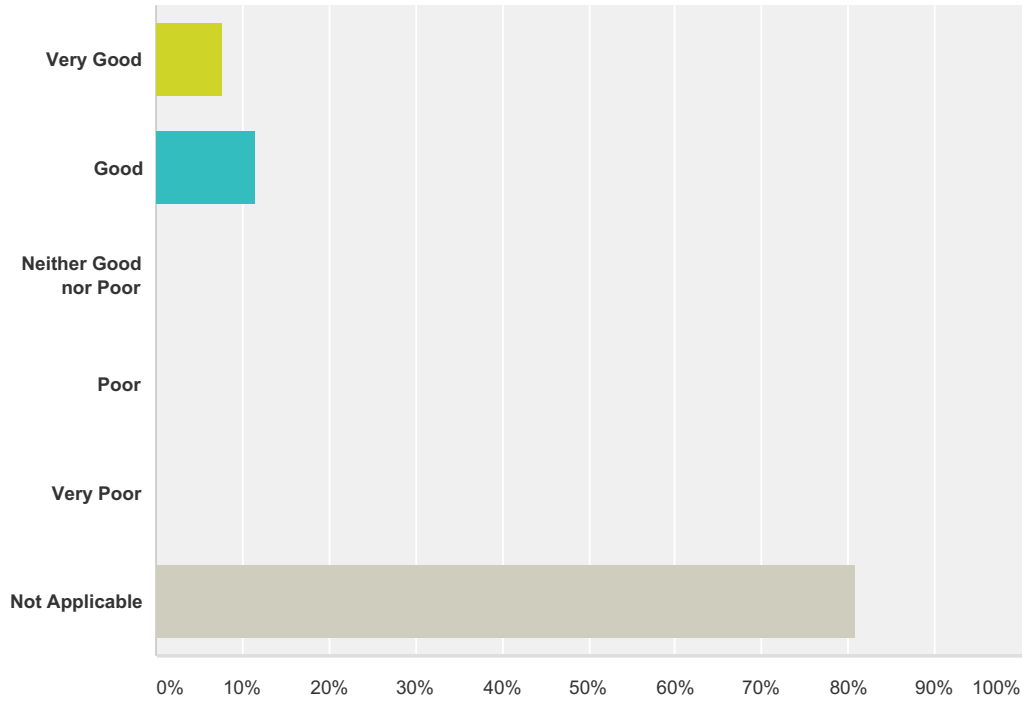
Answer Choices	Responses	Count
Extremely likely	85.71%	24
Likely	14.29%	4
Neither likely nor unlikely	0.00%	0
Unlikely	0.00%	0
Extremely unlikely	0.00%	0
Don't know	0.00%	0
Total		28

Q2 If we could change one thing about your care or treatment to improve your experience what would it be?

Answered: 20 Skipped: 9

Q3 If you have contacted the out of hours service within the last 12 months when the practice was closed, how would you rate your experience?

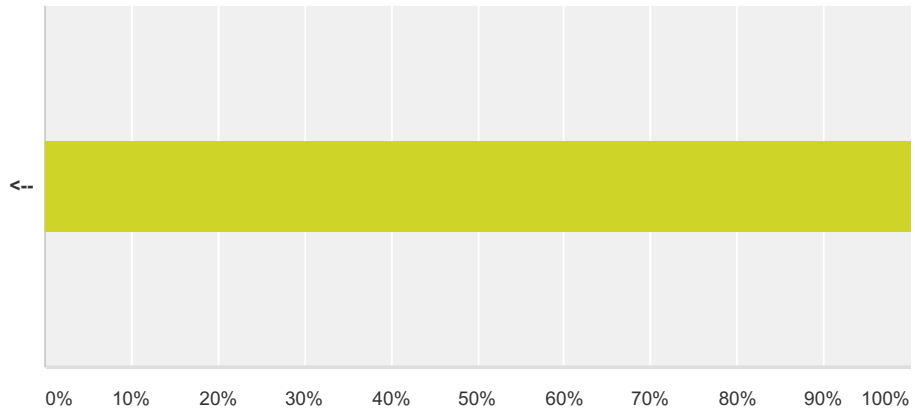
Answered: 26 Skipped: 3



Answer Choices	Responses
Very Good	7.69% 2
Good	11.54% 3
Neither Good nor Poor	0.00% 0
Poor	0.00% 0
Very Poor	0.00% 0
Not Applicable	80.77% 21
Total	26

Q4 Please tick this box if you do NOT wish your comments to be made public

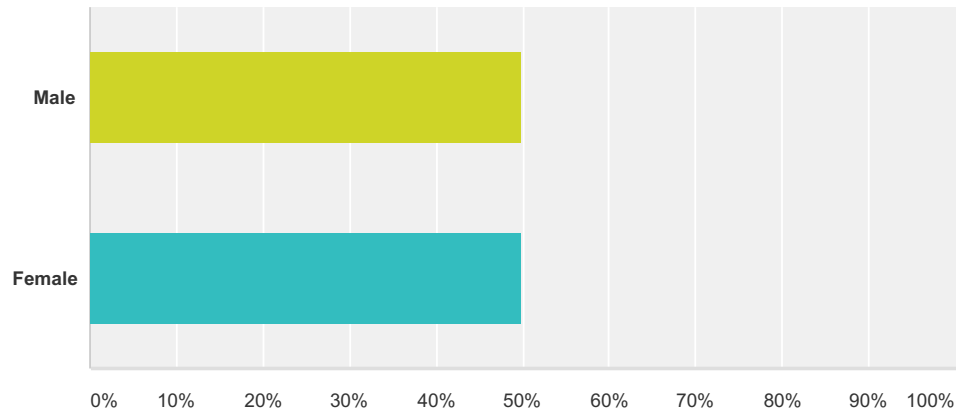
Answered: 3 Skipped: 26



Answer Choices	Responses
<--	100.00% 3
Total	3

Q5 Are you?

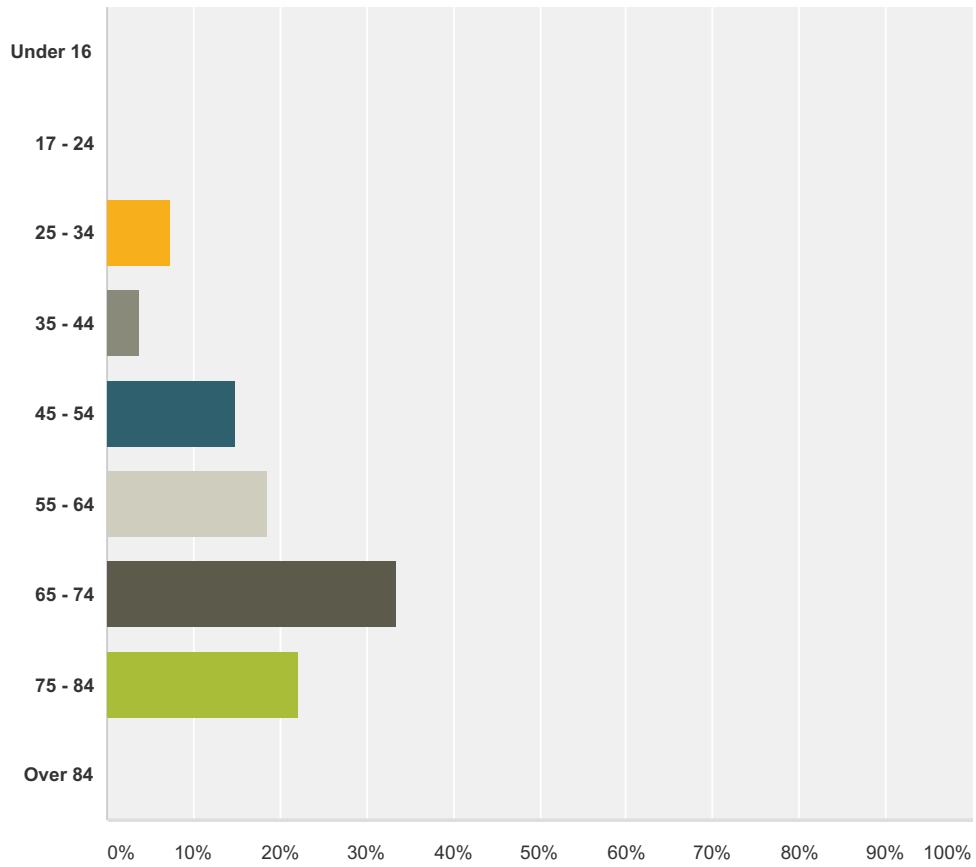
Answered: 26 Skipped: 3



Answer Choices	Responses
Male	50.00% 13
Female	50.00% 13
Total	26

Q6 Age

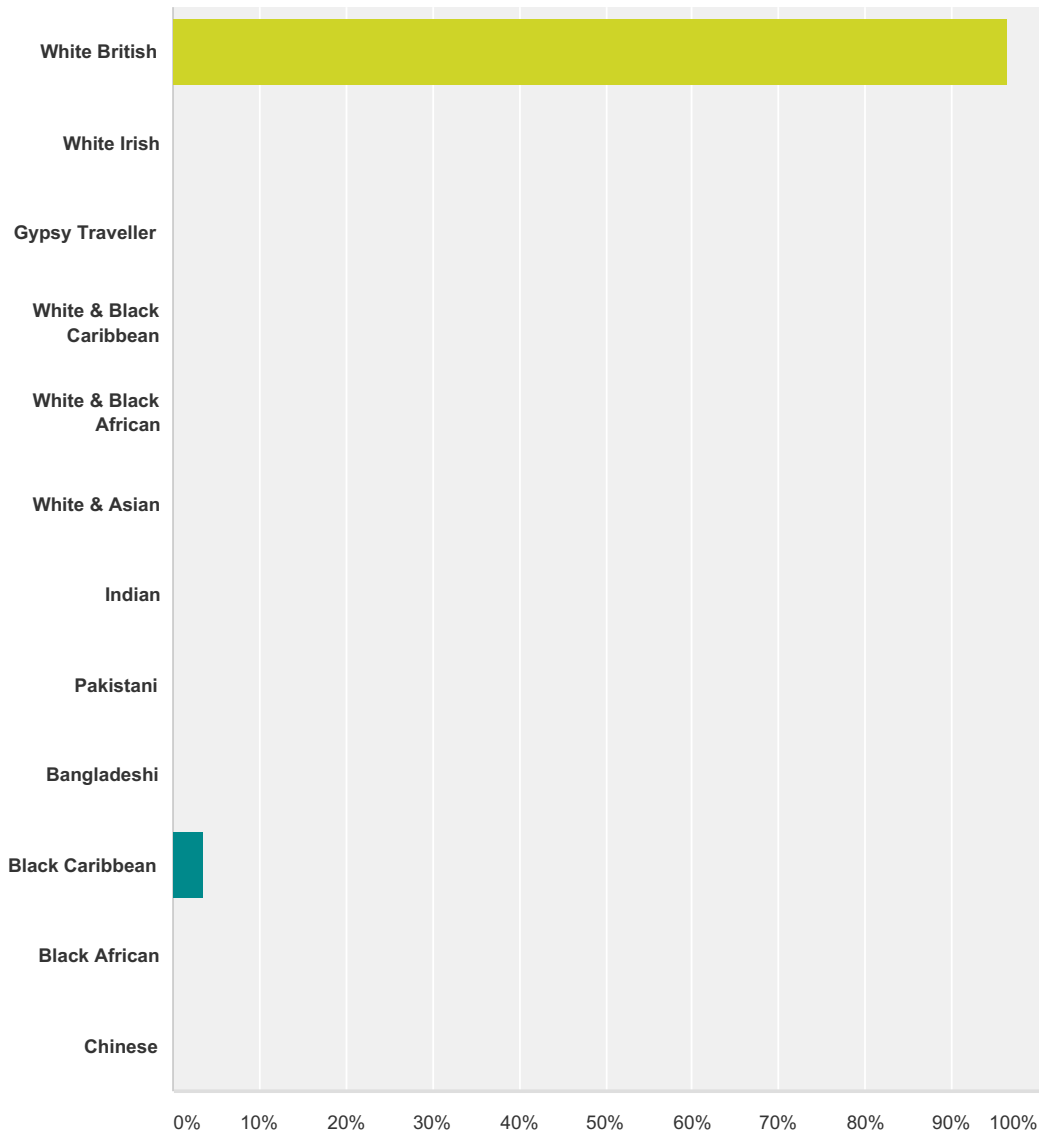
Answered: 27 Skipped: 2



Answer Choices	Responses	Count
Under 16	0.00%	0
17 - 24	0.00%	0
25 - 34	7.41%	2
35 - 44	3.70%	1
45 - 54	14.81%	4
55 - 64	18.52%	5
65 - 74	33.33%	9
75 - 84	22.22%	6
Over 84	0.00%	0
Total		27

Q7 Ethnicity

Answered: 28 Skipped: 1



Answer Choices	Responses
White British	96.43% 27
White Irish	0.00% 0
Gypsy Traveller	0.00% 0
White & Black Caribbean	0.00% 0
White & Black African	0.00% 0
White & Asian	0.00% 0
Indian	0.00% 0
Pakistani	0.00% 0
Bangladeshi	0.00% 0
Black Caribbean	3.57% 1

Black African	0.00%	0
Chinese	0.00%	0
Total		28