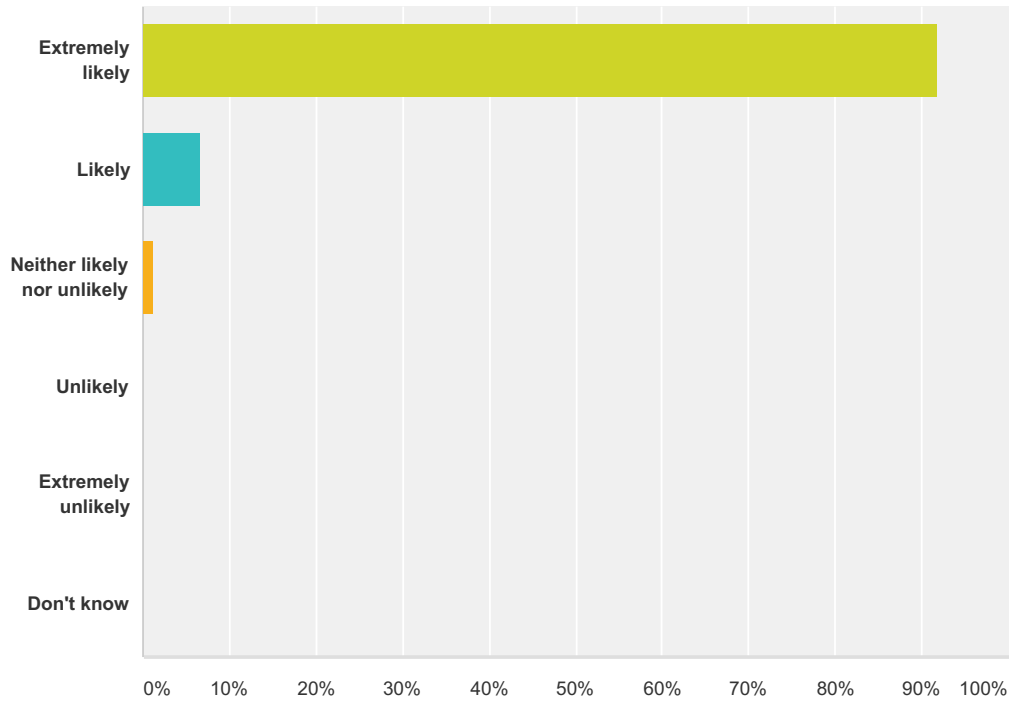


Q1 How likely are you to recommend our GP practice to friends and family if the needed similar care or treatment?

Answered: 74 Skipped: 0



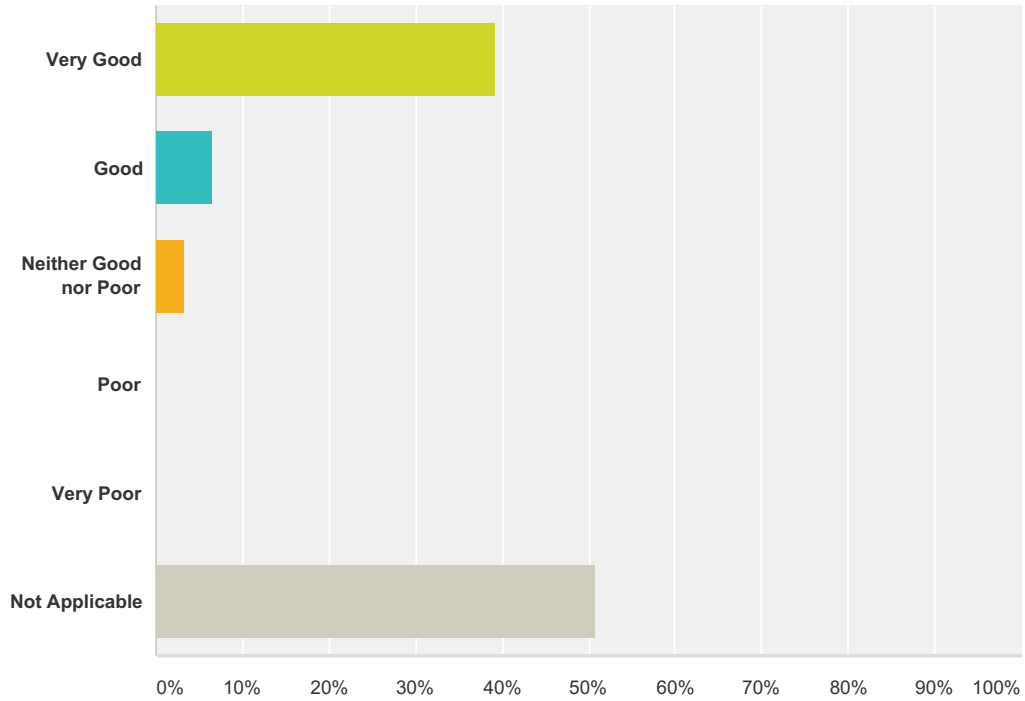
| Answer Choices | Responses | Count |
|-----------------------------|-----------|-----------|
| Extremely likely | 91.89% | 68 |
| Likely | 6.76% | 5 |
| Neither likely nor unlikely | 1.35% | 1 |
| Unlikely | 0.00% | 0 |
| Extremely unlikely | 0.00% | 0 |
| Don't know | 0.00% | 0 |
| Total | | 74 |

Q2 If we could change one thing about your care or treatment to improve your experience what would it be?

Answered: 43 Skipped: 31

Q3 If you have contacted the out of hours service within the last 12 months when the practice was closed, how would you rate your experience?

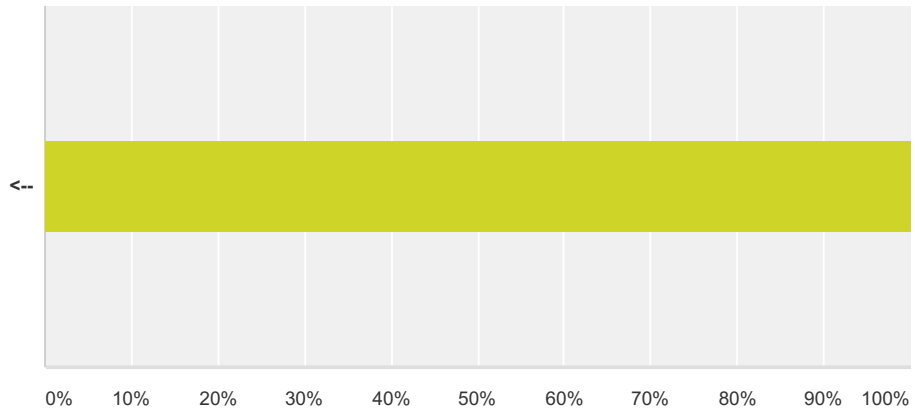
Answered: 61 Skipped: 13



| Answer Choices | Responses | Count |
|-----------------------|-----------|-----------|
| Very Good | 39.34% | 24 |
| Good | 6.56% | 4 |
| Neither Good nor Poor | 3.28% | 2 |
| Poor | 0.00% | 0 |
| Very Poor | 0.00% | 0 |
| Not Applicable | 50.82% | 31 |
| Total | | 61 |

Q4 Please tick this box if you do NOT wish your comments to be made public

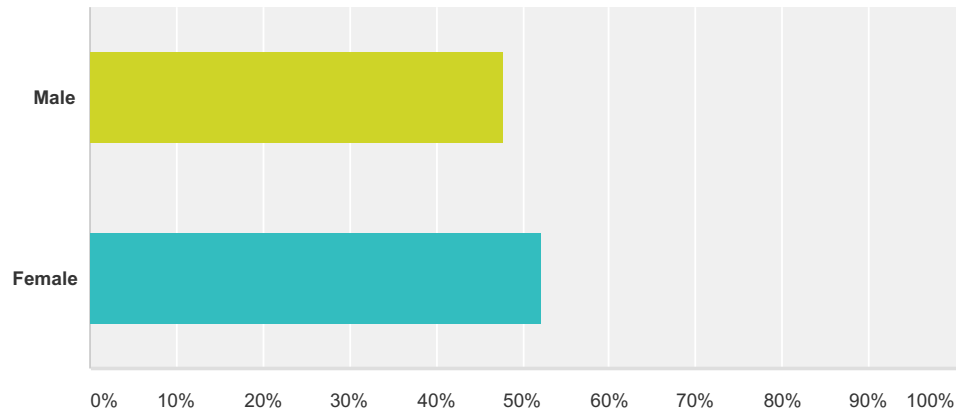
Answered: 8 Skipped: 66



| Answer Choices | Responses |
|----------------|-----------|
| <-- | 100.00% 8 |
| Total | 8 |

Q5 Are you?

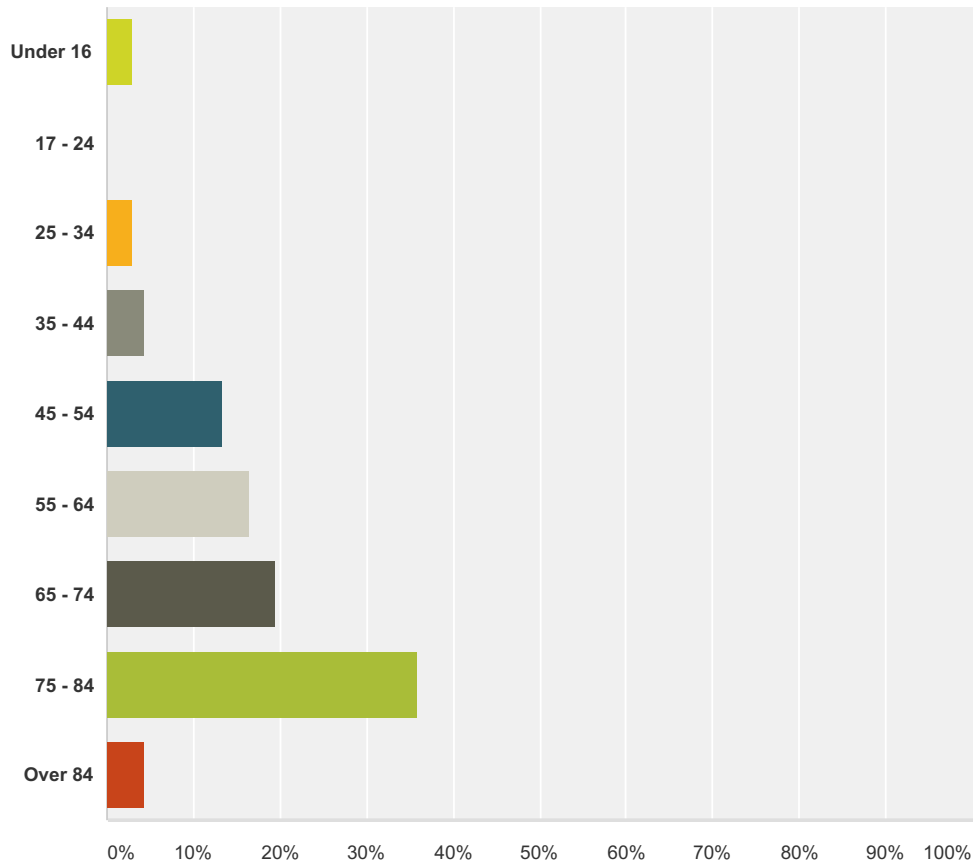
Answered: 44 Skipped: 30



| Answer Choices | Responses |
|----------------|-----------|
| Male | 47.73% 21 |
| Female | 52.27% 23 |
| Total | 44 |

Q6 Age

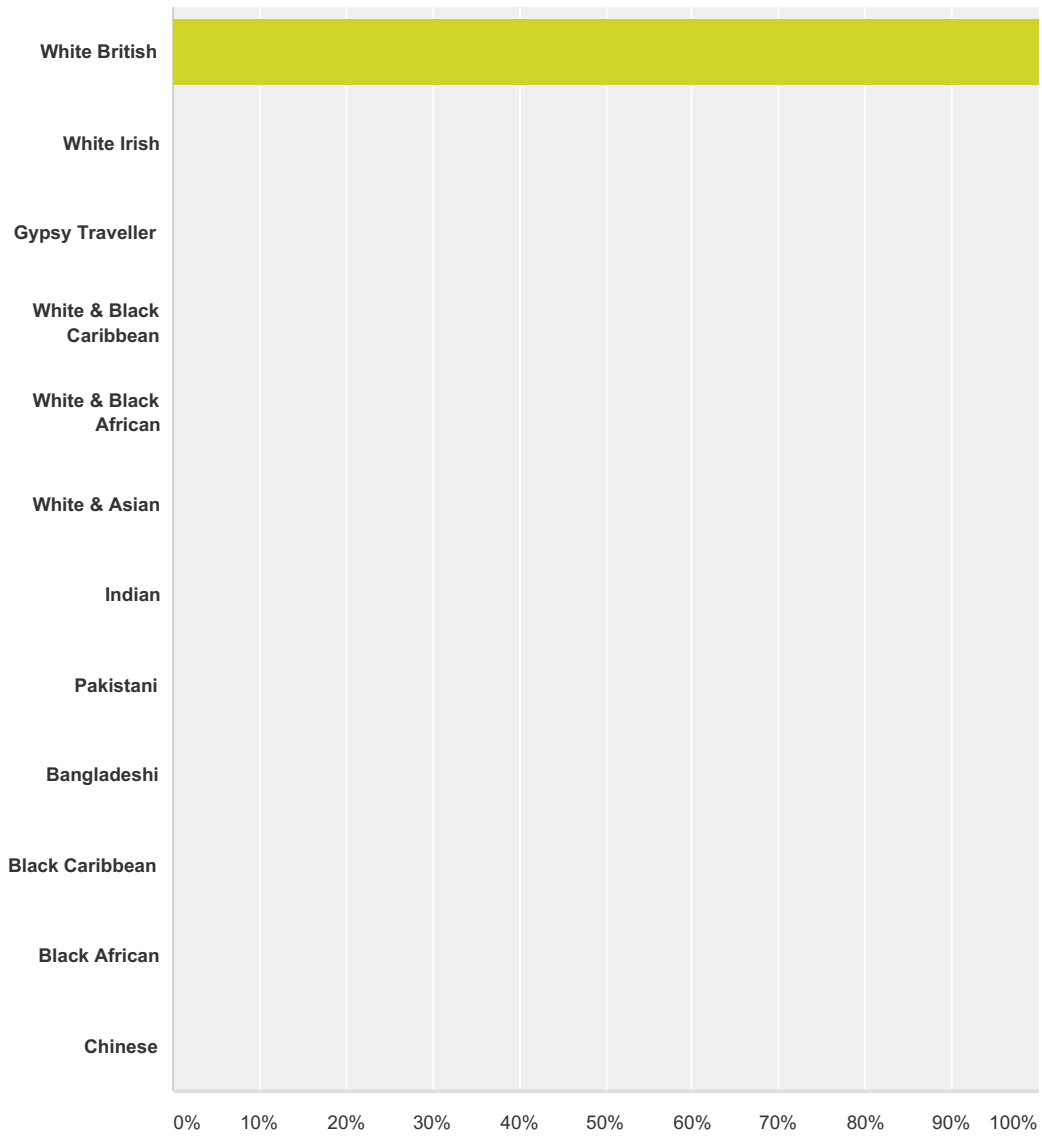
Answered: 67 Skipped: 7



| Answer Choices | Responses |
|----------------|-----------|
| Under 16 | 2.99% 2 |
| 17 - 24 | 0.00% 0 |
| 25 - 34 | 2.99% 2 |
| 35 - 44 | 4.48% 3 |
| 45 - 54 | 13.43% 9 |
| 55 - 64 | 16.42% 11 |
| 65 - 74 | 19.40% 13 |
| 75 - 84 | 35.82% 24 |
| Over 84 | 4.48% 3 |
| Total | 67 |

Q7 Ethnicity

Answered: 67 Skipped: 7



| Answer Choices | Responses | Count |
|-------------------------|-----------|-------|
| White British | 100.00% | 67 |
| White Irish | 0.00% | 0 |
| Gypsy Traveller | 0.00% | 0 |
| White & Black Caribbean | 0.00% | 0 |
| White & Black African | 0.00% | 0 |
| White & Asian | 0.00% | 0 |
| Indian | 0.00% | 0 |
| Pakistani | 0.00% | 0 |
| Bangladeshi | 0.00% | 0 |
| Black Caribbean | 0.00% | 0 |

| | | |
|---------------|-------|-----------|
| Black African | 0.00% | 0 |
| Chinese | 0.00% | 0 |
| Total | | 67 |