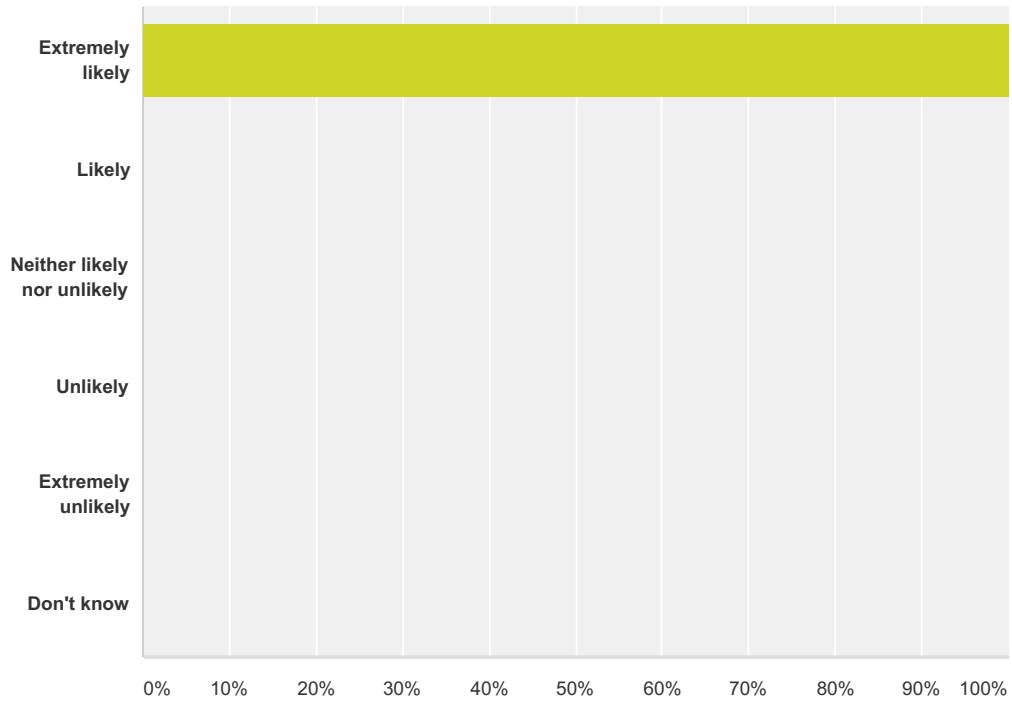


### Q1 How likely are you to recommend our GP practice to friends and family if the needed similar care or treatment?

Answered: 1 Skipped: 0



Answer Choices	Responses
Extremely likely	100.00% 1
Likely	0.00% 0
Neither likely nor unlikely	0.00% 0
Unlikely	0.00% 0
Extremely unlikely	0.00% 0
Don't know	0.00% 0
<b>Total</b>	<b>1</b>

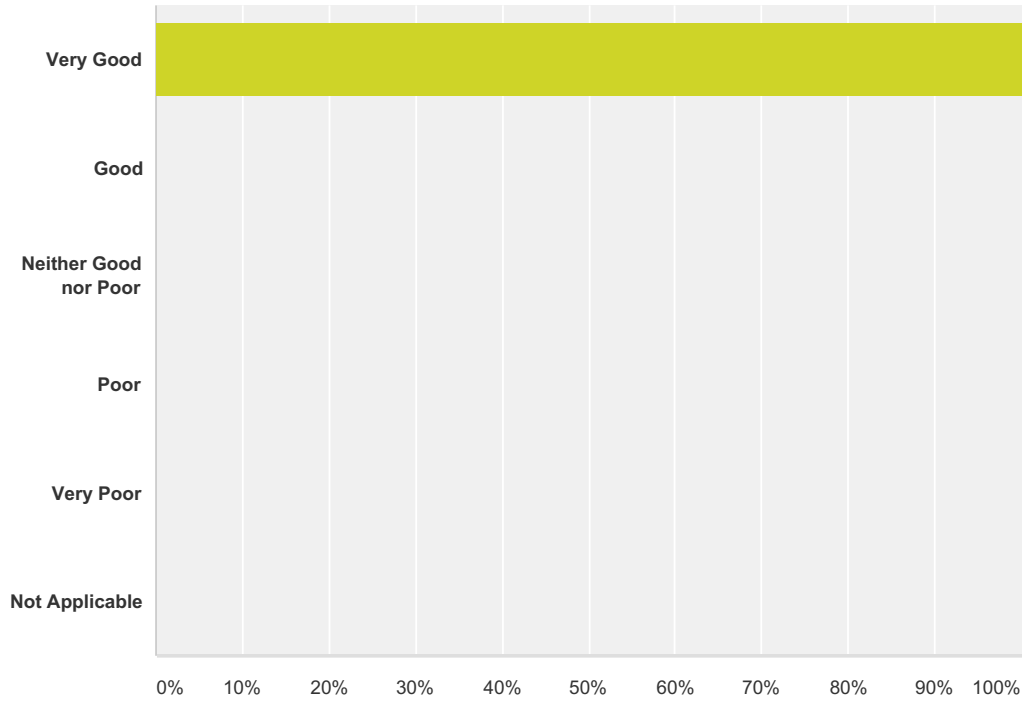
Due to the nature of our survey program we are unable to post comments.  
We would like to thank all participants in our survey

**Q2 If we could change one thing about your care or treatment to improve your experience what would it be?**

Answered: 1 Skipped: 0

### Q3 If you have contacted the out of hours service within the last 12 months when the practice was closed, how would you rate your experience?

Answered: 1 Skipped: 0



Answer Choices	Responses	Count
Very Good	100.00%	1
Good	0.00%	0
Neither Good nor Poor	0.00%	0
Poor	0.00%	0
Very Poor	0.00%	0
Not Applicable	0.00%	0
<b>Total</b>		<b>1</b>

### Q4 Please tick this box if you do NOT wish your comments to be made public

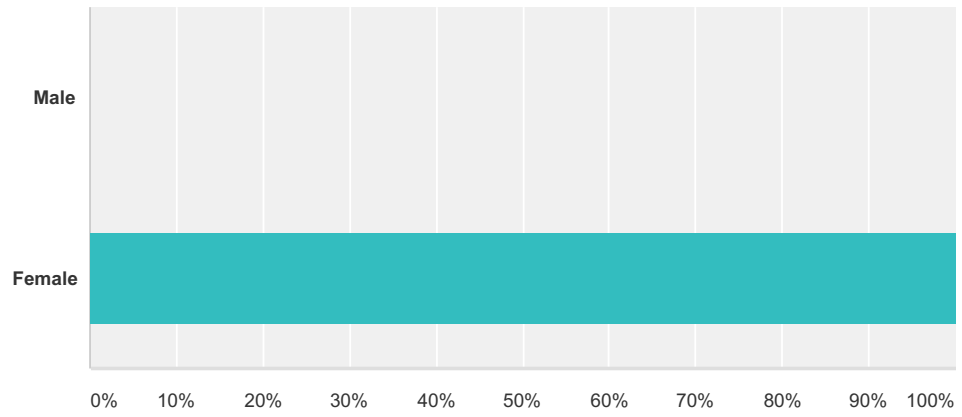
Answered: 0 Skipped: 1

⚠ No matching responses.

Answer Choices	Responses
<--	0.00% 0
Total	0

### Q5 Are you?

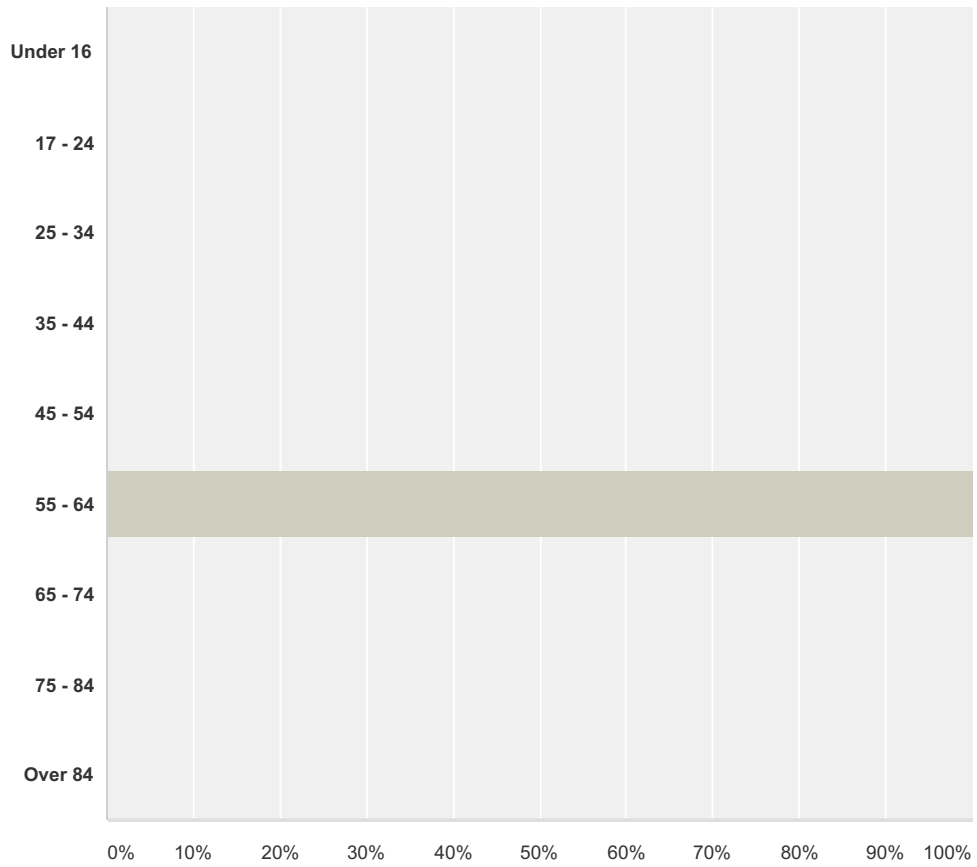
Answered: 1 Skipped: 0



Answer Choices	Responses
Male	0.00% 0
Female	100.00% 1
<b>Total</b>	<b>1</b>

### Q6 Age

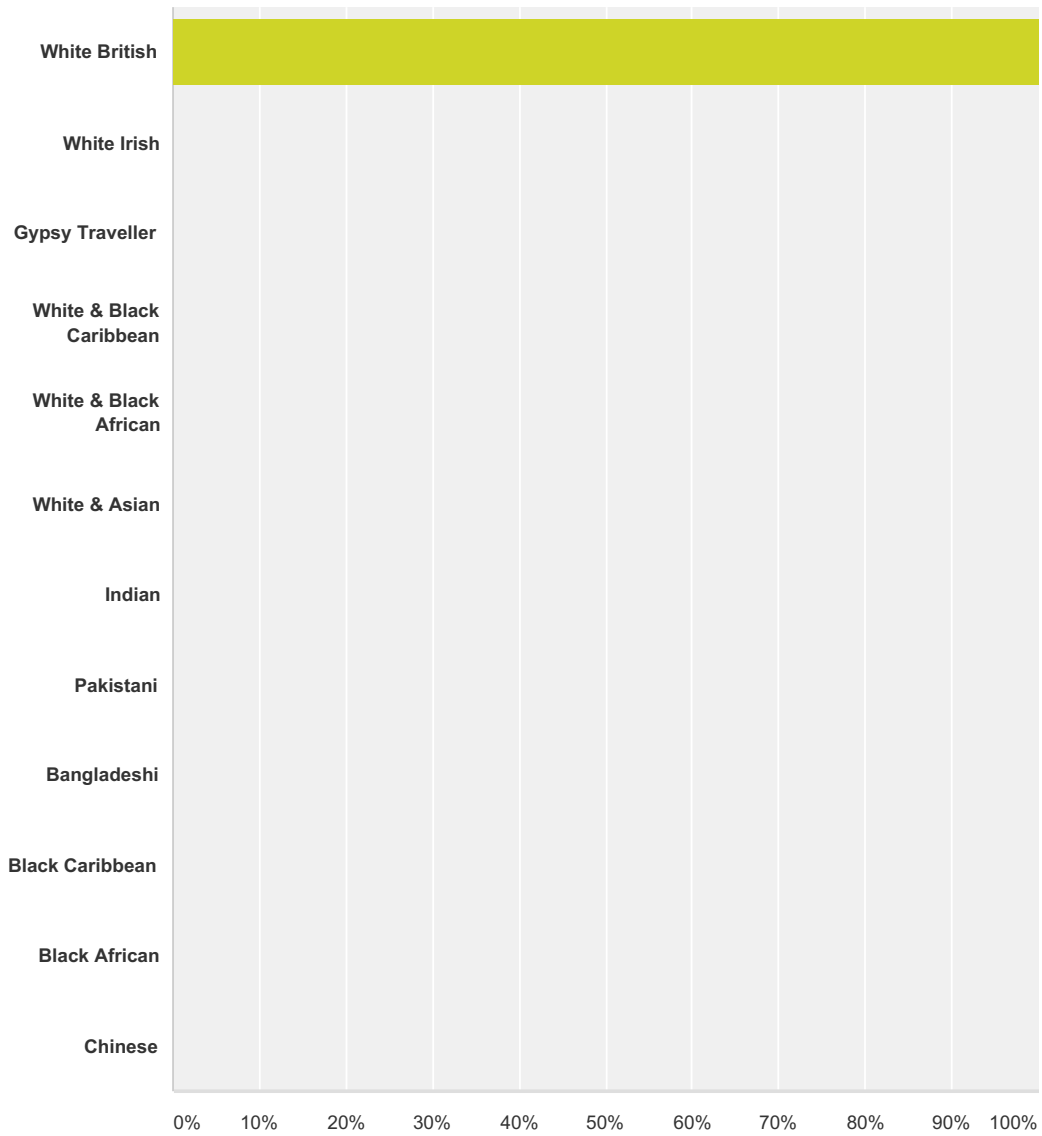
Answered: 1 Skipped: 0



Answer Choices	Responses
Under 16	0.00% 0
17 - 24	0.00% 0
25 - 34	0.00% 0
35 - 44	0.00% 0
45 - 54	0.00% 0
55 - 64	100.00% 1
65 - 74	0.00% 0
75 - 84	0.00% 0
Over 84	0.00% 0
<b>Total</b>	<b>1</b>

### Q7 Ethnicity

Answered: 1 Skipped: 0



Answer Choices	Responses
White British	100.00% 1
White Irish	0.00% 0
Gypsy Traveller	0.00% 0
White & Black Caribbean	0.00% 0
White & Black African	0.00% 0
White & Asian	0.00% 0
Indian	0.00% 0
Pakistani	0.00% 0
Bangladeshi	0.00% 0
Black Caribbean	0.00% 0

Black African	0.00%	0
Chinese	0.00%	0
<b>Total</b>		<b>1</b>