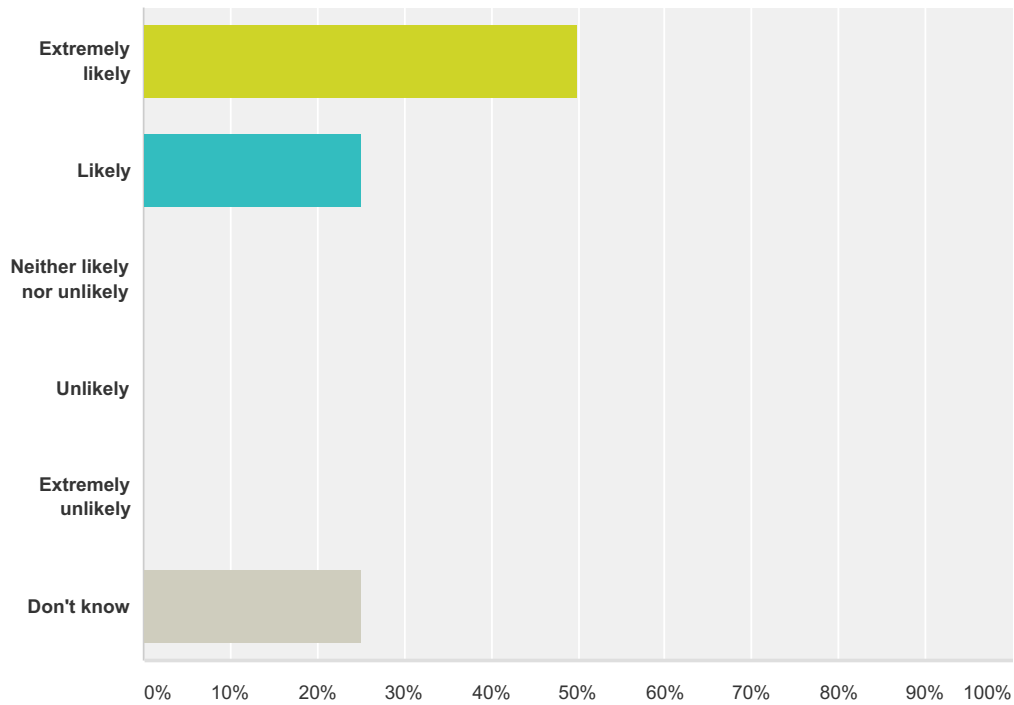


Q1 How likely are you to recommend our GP practice to friends and family if the needed similar care or treatment?

Answered: 4 Skipped: 0



Answer Choices	Responses
Extremely likely	50.00% 2
Likely	25.00% 1
Neither likely nor unlikely	0.00% 0
Unlikely	0.00% 0
Extremely unlikely	0.00% 0
Don't know	25.00% 1
Total	4

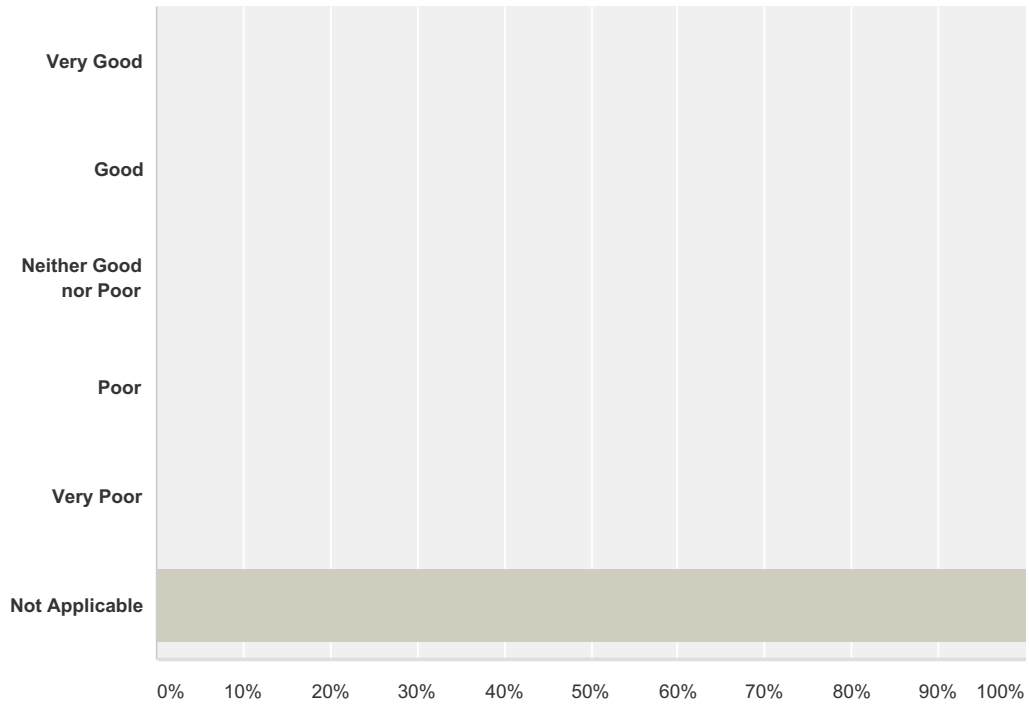
Due to the nature of our survey system we are unable to show any comments this month.
 Email Communications - We are currently unable to offer an email communication system at the moment, but this is something for the surgery to consider in the future.
 Telephone Lines - Due to the unfortunate incident at the surgery we currently only have one telephone line for our patients to ring due to the setup at Hundens Lane, and this will be busy as all our patients are ringing through on the same line. We ask our patients just to bear with us and the phone line will be sorted when we are back at Carmel

Q2 If we could change one thing about your care or treatment to improve your experience what would it be?

Answered: 3 Skipped: 1

Q3 If you have contacted the out of hours service within the last 12 months when the practice was closed, how would you rate your experience?

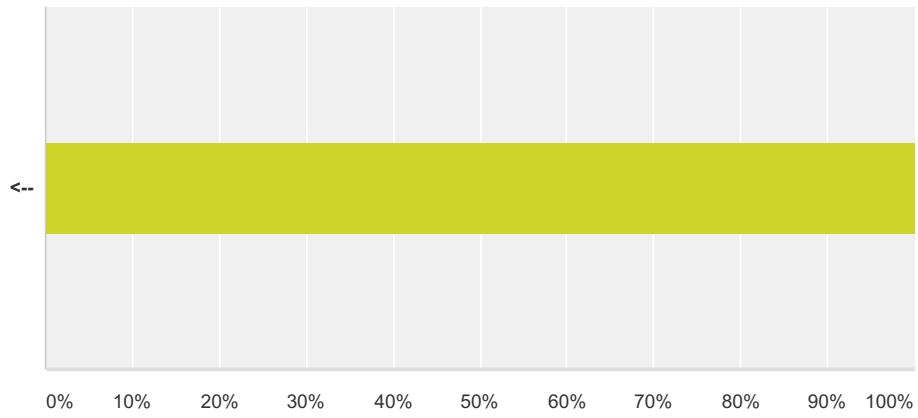
Answered: 4 Skipped: 0



Answer Choices	Responses
Very Good	0.00% 0
Good	0.00% 0
Neither Good nor Poor	0.00% 0
Poor	0.00% 0
Very Poor	0.00% 0
Not Applicable	100.00% 4
Total	4

Q4 Please tick this box if you do NOT wish your comments to be made public

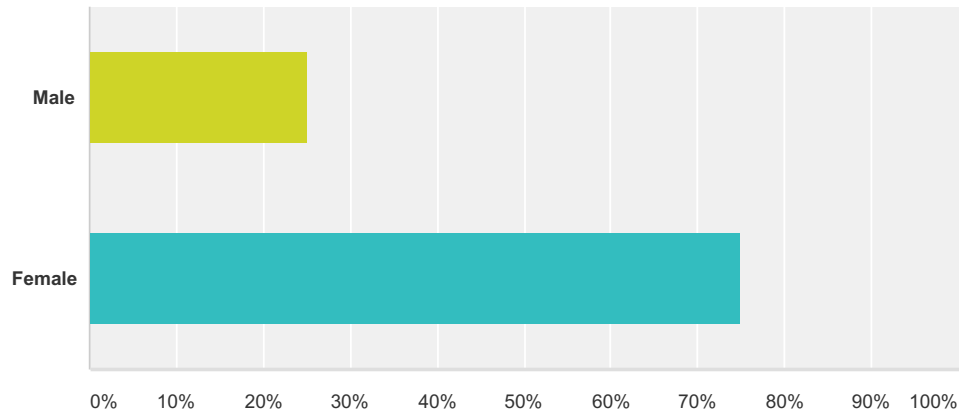
Answered: 2 Skipped: 2



Answer Choices	Responses
<--	100.00% 2
Total	2

Q5 Are you?

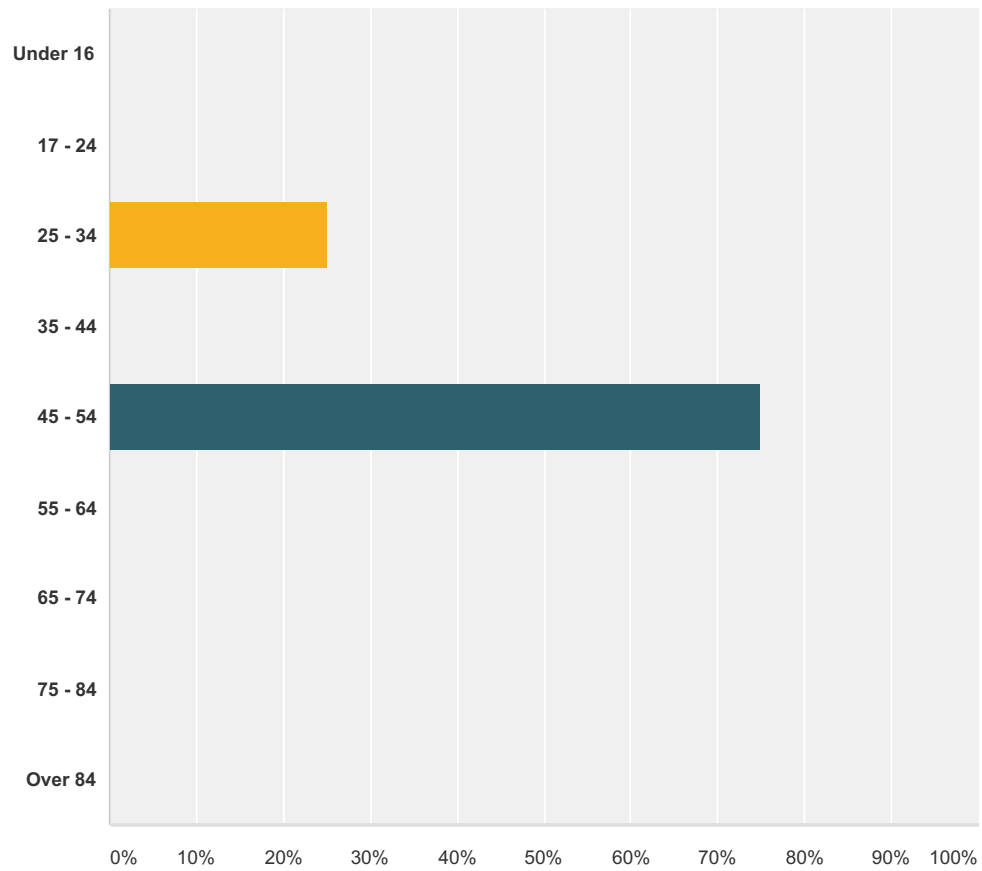
Answered: 4 Skipped: 0



Answer Choices	Responses
Male	25.00% 1
Female	75.00% 3
Total	4

Q6 Age

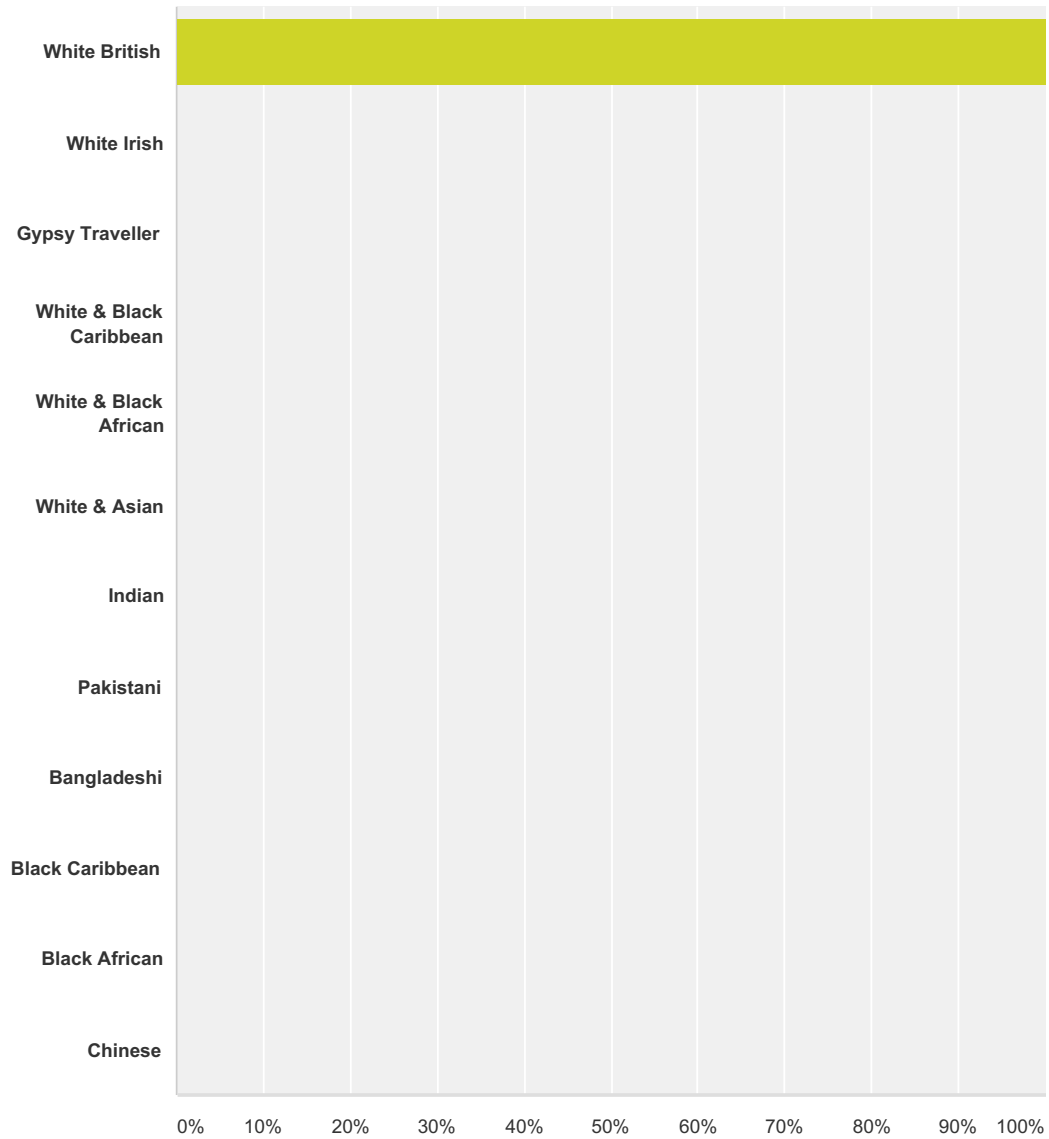
Answered: 4 Skipped: 0



Answer Choices	Responses
Under 16	0.00% 0
17 - 24	0.00% 0
25 - 34	25.00% 1
35 - 44	0.00% 0
45 - 54	75.00% 3
55 - 64	0.00% 0
65 - 74	0.00% 0
75 - 84	0.00% 0
Over 84	0.00% 0
Total	4

Q7 Ethnicity

Answered: 3 Skipped: 1



Answer Choices	Responses
White British	100.00% 3
White Irish	0.00% 0
Gypsy Traveller	0.00% 0
White & Black Caribbean	0.00% 0
White & Black African	0.00% 0
White & Asian	0.00% 0
Indian	0.00% 0
Pakistani	0.00% 0

Bangladeshi	0.00%	0
Black Caribbean	0.00%	0
Black African	0.00%	0
Chinese	0.00%	0
Total		3